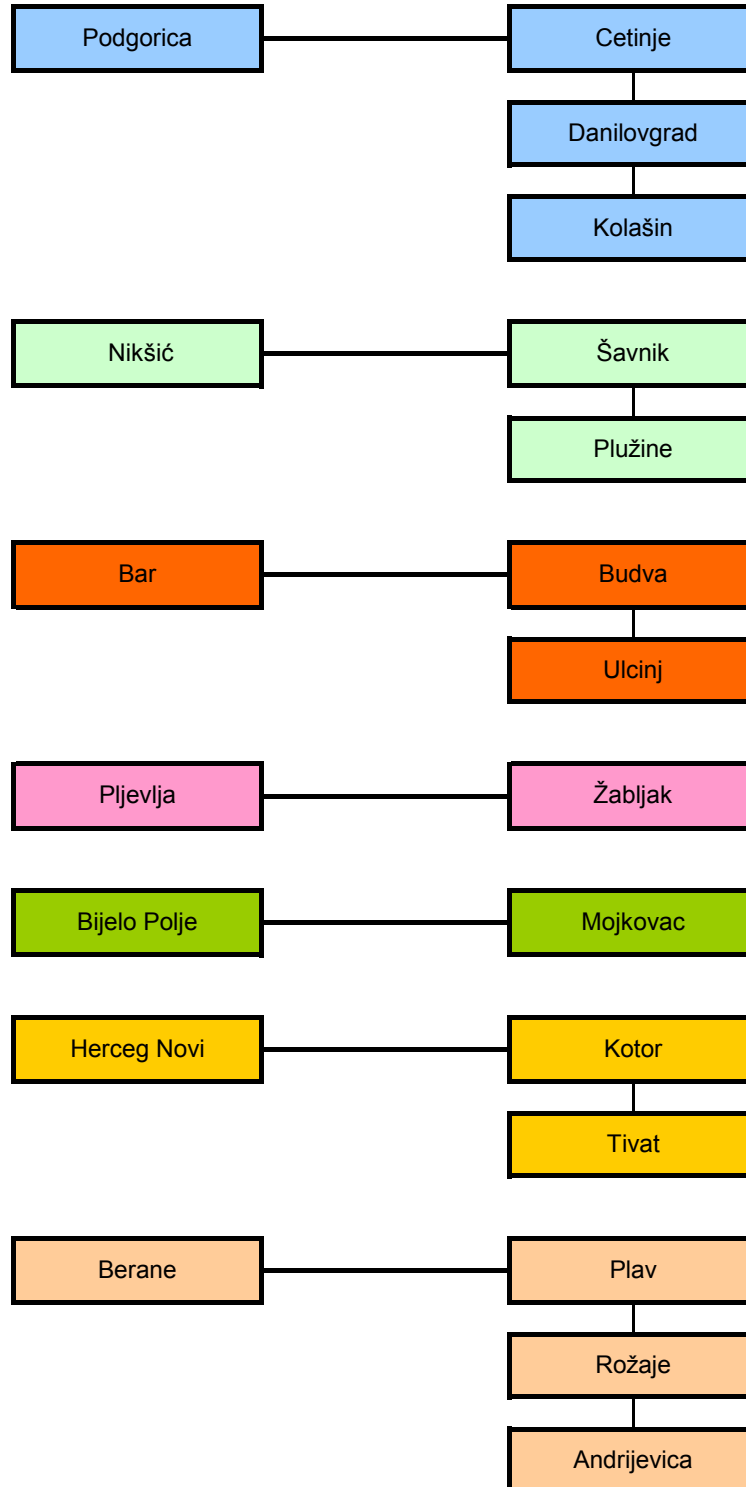


PODRUČNE JEDINICE ZAVODA ZA ZAPOSŁJAVANJE CRNE GORE
REGIONAL EMPLOYMENT OFFICES

PODRUČNE JEDINICE
REGIONAL EMPLOYMENT OFFICES

BIROI RADA
LOCAL EMPLOYMENT OFFICES










Crna Gora
Zavod za zapošljavanje Crne Gore
Podgorica

Montenegro
Employment agency of Montenegro
Podgorica

BILTEN

Mjesečni statistički bilten

Mart 2017 . godine



Podgorica, mart 2017.

IZDAVAČ

Zavod za zapošljavanje Crne Gore
Sektor za plan, analizu i statistiku

ZA IZDAVAČA

Vukica Jelić

GLAVNI I ODGOVORNI UREDNIK

Jovan Kostić

ČLANOVI TIMA

Dragica Peković
Sabina Kujović
Darko Kuzmanović
Tatjana Jovićević

INFORMATIČKA PODRŠKA

Darko Peković

NEZAPOSLENOST I ZAPOSŁJAVANJE OD 1985. DO 2016. GODINE

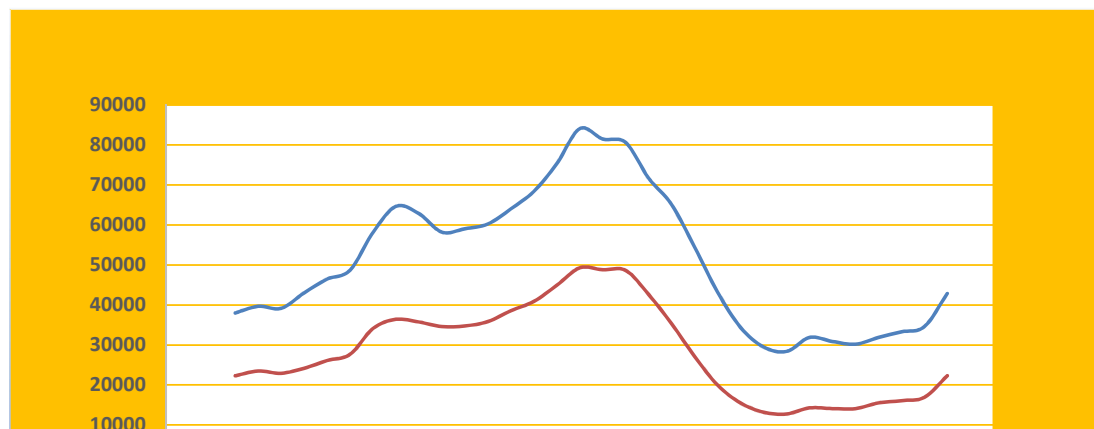
UNEMPLOYMENT AND EMPLOYMENT FROM 1985 TO 2016

T 1

| Godina Year | Novo- prijavljeni ----- Newly registered | Zaposleni sa evidencije ZZZCG ----- Employed from register | Prestanak vođenja evidencije ----- Termination of keeping evidence | Nezaposlena lica (prosjeak) Unemployed persons (average) | | | | | Prijavljene potrebe za radnicima i pripravnicima ----- Registered vacancies |
|----------------|--|---|--|---|---|------------------------|--|--|---|
| | | | | Ukupno ----- Total | Lančani indeks ----- Chain index | Žene ----- Women | Prvi put traže zaposlenje ----- First-time job seekers | Korisnici novčane naknade ----- Unemployment benefit claimants | |
| 1985 | 25824 | 13536 | ... | 37973 | 108.86 | 22297 | 30331 | 1296 | 23480 |
| 1986 | 27180 | 13764 | ... | 39666 | 104.45 | 23479 | 29825 | 1698 | 24791 |
| 1987 | 26508 | 11832 | ... | 39146 | 98.68 | 22938 | 29141 | 2024 | 22579 |
| 1988 | 23804 | 11168 | ... | 43001 | 109.84 | 24166 | 31031 | 3751 | 20807 |
| 1989 | 22620 | 10469 | ... | 46450 | 108.02 | 26112 | 33623 | 3807 | 20579 |
| 1990 | 24792 | 8816 | ... | 48684 | 104.80 | 27667 | 35712 | 5179 | 15547 |
| 1991 | 21292 | 5832 | 7789 | 58144 | 119.43 | 34109 | 34809 | 5374 | 14009 |
| 1992 | 26079 | 5814 | ... | 64632 | 111.15 | 36418 | 36809 | 5051 | 11474 |
| 1993 | 19771 | 3564 | ... | 62818 | 97.19 | 35741 | 36749 | 2351 | 10028 |
| 1994 | 17192 | 4798 | ... | 58188 | 92.62 | 34601 | 34012 | 1487 | 13427 |
| 1995 | 23035 | 5746 | 17565 | 59045 | 101.47 | 34762 | 35613 | 2480 | 17967 |
| 1996 | 24755 | 5648 | 14991 | 60225 | 101.99 | 35852 | 36610 | 3479 | 18540 |
| 1997 | 24124 | 5044 | 15332 | 63995 | 106.25 | 38539 | 38697 | 3072 | 16185 |
| 1998 | 24802 | 4845 | 15612 | 68373 | 106.84 | 40895 | 41070 | 3096 | 18420 |
| 1999 | 30134 | 4764 | 14579 | 75303 | 110.13 | 44892 | 45939 | 2686 | 11457 |
| 2000 | 27129 | 5815 | 19982 | 84061 | 111.63 | 49289 | 50570 | 2363 | 16404 |
| 2001 | 25449 | 7689 | 19125 | 81468 | 96.91 | 48774 | 48912 | 2223 | 18438 |
| 2002 | 23945 | 6734 | 20762 | 80584 | 98.91 | 48618 | 47766 | 2533 | 22243 |
| 2003 | 35533 | 10681 | 31646 | 71679 | 88.94 | 42607 | 41643 | 2900 | 32455 |
| 2004 | 35967 | 15222 | 37592 | 65064 | 90.77 | 35287 | 33387 | 4432 | 31065 |
| 2005 | 30035 | 21077 | 42809 | 54459 | 83.70 | 27152 | 23010 | 6137 | 34994 |
| 2006 | 31561 | 23463 | 42969 | 43190 | 79.31 | 19949 | 14855 | 7833 | 48284 |
| 2007 | 26263 | 31897 | 34933 | 34396 | 79.64 | 15513 | 10069 | 8654 | 63898 |
| 2008 | 25081 | 27079 | 28629 | 29514 | 85.81 | 13193 | 7375 | 9798 | 64590 |
| 2009 | 25223 | 14733 | 24452 | 28385 | 96.17 | 12756 | 6383 | 12410 | 47310 |
| 2010 | 25747 | 13827 | 24869 | 31864 | 112.26 | 14270 | 6867 | 13360 | 22454 |
| 2011 | 25072 | 16749 | 25900 | 30876 | 96.90 | 14105 | 7055 | 12637 | 22658 |
| 2012 | 24702 | 14545 | 22200 | 30182 | 97.75 | 14093 | 7511 | 10645 | 23760 |
| 2013 | 27168 | 11207 | 23963 | 31873 | 105.61 | 15505 | 8743 | 10008 | 14795 |
| 2014 | 26742 | 9736 | 24721 | 33284 | 104.43 | 16094 | 9858 | 8815 | 37401 |
| 2015 | 33919 | 9869 | 26147 | 34587 | 103.91 | 16918 | 11256 | 7342 | 34621 |
| 2016 | 41934 | 10438 | 28800 | 42844 | 123.87 | 22314 | 15973 | 6379 | 31777 |

NEZAPOSLENA LICA PREMA POLU OD 1985. DO 2016. GODINE

G 1



| Redni broj ---- Row number | Sadržaj | Ukupno Total | Žene Women | Stepen stručne spreme | | | | | |
|----------------------------------|---|-----------------|---------------|-----------------------|---------------|-----------------|---------------|-----------------|---------------|
| | | | | I | | II | | III | |
| | | | | Ukupno Total | Žene Women | Ukupno Total | Žene Women | Ukupno Total | Žene Women |
| 1. | NEZAPOSLENI KRAJEM PRETHODNOG MJESECA | 52241 | 27372 | 13317 | 6963 | 1436 | 733 | 10005 | 3969 |
| 2. | NOVOPRIJAVLJENI U IZVEŠTAJNOM MJESECU | 3914 | 2007 | 1344 | 699 | 105 | 57 | 696 | 281 |
| 2.1. | Prvi put, nema zapošljavanja | 438 | 227 | 160 | 91 | 2 | 1 | 26 | 8 |
| 2.2. | Prvi put, ima zapošljavanja | 173 | 87 | 26 | 11 | 5 | 2 | 19 | 8 |
| 2.3. | Nije prvi put, nema zapošljavanja | 1309 | 734 | 753 | 452 | 28 | 19 | 195 | 92 |
| 2.4. | Nije prvi put, ima zapošljavanja | 1994 | 959 | 405 | 145 | 70 | 35 | 456 | 173 |
| 3. | RAZLOZI PRESTANKA RADNOG ODNOSA | 379 | 229 | 70 | 36 | 12 | 6 | 96 | 55 |
| 3.1. | Pismena izjava zaposlenog da želi da raskine radni odnos (otkaz ugovora o radu) | 19 | 11 | 1 | 0 | 1 | 0 | 7 | 3 |
| 3.2. | Isplaćena otpremnina zaposlenom za čijim je radom prestala potreba | 18 | 11 | 1 | 0 | 0 | 0 | 5 | 3 |
| 3.7. | Zaključivanje sporazuma s poslodavcem o prestanku radnog odnosa | 31 | 19 | 5 | 2 | 1 | 0 | 12 | 8 |
| 3.8. | Istek rada na određeno vrijeme u svojstvu pripravnika | 1 | 0 | 0 | 0 | 0 | 0 | 0 | 0 |
| 3.9. | Istek rada na određeno vrijeme | 262 | 166 | 53 | 31 | 10 | 6 | 62 | 37 |
| 3.10. | Istek radnog angažovanja nezaposlenog lica | 2 | 1 | 0 | 0 | 0 | 0 | 0 | 0 |
| 3.11. | Stečaj preduzeća | 18 | 8 | 4 | 1 | 0 | 0 | 1 | 0 |
| 3.12. | Likvidacija preduzeća | 4 | 2 | 1 | 0 | 0 | 0 | 1 | 1 |
| 3.13. | Prestanak rada poslodavca | 2 | 2 | 0 | 0 | 0 | 0 | 1 | 1 |
| 4. | Ostali razlozi utvrđeni zakonom ili kolektivnim ugovorom | 22 | 10 | 5 | 2 | 0 | 0 | 7 | 2 |
| 4.1. | ZAPOSŁJAVANJE POSREDSTVOM ZAVODA ZA ZAPOSŁJAVANJE | 758 | 348 | 85 | 17 | 36 | 21 | 135 | 39 |
| 4.2. | Na određeno vrijeme | 605 | 282 | 71 | 11 | 29 | 18 | 111 | 31 |
| 4.3. | Na neodređeno vrijeme | 86 | 37 | 3 | 1 | 1 | 0 | 12 | 4 |
| 4.4. | Pripravnik | 21 | 9 | 1 | 0 | 0 | 0 | 0 | 0 |
| 4.5. | Pripravnik - volonter | 0 | 0 | 0 | 0 | 0 | 0 | 0 | 0 |
| 4.6. | Dopunski rad | 1 | 1 | 0 | 0 | 0 | 0 | 0 | 0 |
| 4.7. | Privremeni i povremeni poslovi | 2 | 2 | 0 | 0 | 0 | 0 | 0 | 0 |
| 4.8. | Sezonski poslovi | 31 | 12 | 5 | 3 | 6 | 3 | 10 | 3 |
| 4.9. | Privremeno radno angažovanje | 0 | 0 | 0 | 0 | 0 | 0 | 0 | 0 |
| 5. | Lica sa invaliditetom | 12 | 5 | 5 | 2 | 0 | 0 | 2 | 1 |
| 6. | PRESTANAK VOĐENJA EVIDENCIJE | 2778 | 1442 | 559 | 285 | 56 | 42 | 510 | 204 |
| 6.1. | NEZAPOSLENI KRAJEM IZVEŠTAJNOG MJESECA | 52905 | 27768 | 13916 | 7330 | 1471 | 746 | 10116 | 4030 |
| | Od ukupno nezaposlenih - prvi put traže zaposlenje | 20854 | 11888 | 7882 | 5078 | 425 | 215 | 2715 | 1192 |

| Educational level | | | | | | | | | | | |
|-------------------|---------------|-----------------|---------------|-----------------|---------------|-----------------|---------------|-----------------|---------------|-----------------|---------------|
| IV | | V | | VI | | VII-1 | | VII-2 | | VIII | |
| Ukupno Total | Žene Women | Ukupno Total | Žene Women | Ukupno Total | Žene Women | Ukupno Total | Žene Women | Ukupno Total | Žene Women | Ukupno Total | Žene Women |
| 15472 | 8631 | 261 | 35 | 893 | 478 | 10499 | 6356 | 345 | 202 | 13 | 5 |
| 1257 | 667 | 15 | 3 | 45 | 22 | 435 | 271 | 17 | 7 | 0 | 0 |
| 201 | 93 | 1 | 0 | 2 | 2 | 44 | 32 | 2 | 0 | 0 | 0 |
| 86 | 48 | 2 | 1 | 3 | 1 | 32 | 16 | 0 | 0 | 0 | 0 |
| 271 | 140 | 1 | 0 | 3 | 1 | 56 | 29 | 2 | 1 | 0 | 0 |
| 699 | 386 | 11 | 2 | 37 | 18 | 303 | 194 | 13 | 6 | 0 | 0 |
| 75 | 46 | 4 | | 16 | 11 | 101 | 72 | 5 | 3 | 0 | 0 |
| 4 | 4 | 0 | 0 | 4 | 3 | 2 | 1 | 0 | 0 | 0 | 0 |
| 4 | 2 | 0 | 0 | 2 | 1 | 6 | 5 | 0 | 0 | 0 | 0 |
| 5 | 3 | 0 | 0 | 1 | 1 | 7 | 5 | 0 | 0 | 0 | 0 |
| 1 | 0 | 0 | 0 | 0 | 0 | 0 | 0 | 0 | 0 | 0 | 0 |
| 46 | 28 | 2 | 1 | 5 | 2 | 79 | 58 | 5 | 3 | 0 | 0 |
| 1 | 1 | 0 | 0 | 0 | 0 | 1 | 0 | 0 | 0 | 0 | 0 |
| 6 | 2 | 2 | 0 | 2 | 2 | 3 | 3 | 0 | 0 | 0 | 0 |
| 2 | 1 | 0 | 0 | 0 | 0 | 0 | 0 | 0 | 0 | 0 | 0 |
| 1 | 1 | 0 | 0 | 0 | 0 | 0 | 0 | 0 | 0 | 0 | 0 |
| 5 | 4 | 0 | 0 | 2 | 2 | 3 | 0 | 0 | 0 | 0 | 0 |
| 223 | 112 | 3 | 0 | 20 | 12 | 242 | 139 | 12 | 7 | 2 | 1 |
| 169 | 92 | 2 | 0 | 19 | 12 | 192 | 112 | 10 | 5 | 2 | 1 |
| 27 | 9 | 0 | 0 | 1 | 0 | 40 | 21 | 2 | 2 | 0 | 0 |
| 12 | 4 | 0 | 0 | 0 | 0 | 8 | 5 | 0 | 0 | 0 | 0 |
| 0 | 0 | 0 | 0 | 0 | 0 | 0 | 0 | 0 | 0 | 0 | 0 |
| 1 | 1 | 0 | 0 | 0 | 0 | 0 | 0 | 0 | 0 | 0 | 0 |
| 2 | 2 | 0 | 0 | 0 | 0 | 0 | 0 | 0 | 0 | 0 | 0 |
| 9 | 3 | 1 | 0 | 0 | 0 | 0 | 0 | 0 | 0 | 0 | 0 |
| 0 | 0 | 0 | 0 | 0 | 0 | 0 | 0 | 0 | 0 | 0 | 0 |
| 3 | 1 | 0 | 0 | 0 | 0 | 2 | 1 | 0 | 0 | 0 | 0 |
| 918 | 480 | 15 | 4 | 46 | 28 | 641 | 378 | 33 | 21 | 0 | 0 |
| 15637 | 8724 | 259 | 35 | 882 | 468 | 10275 | 6237 | 335 | 193 | 14 | 5 |
| 5083 | 2711 | 38 | 14 | 113 | 62 | 4467 | 2545 | 127 | 69 | 4 | 2 |

T 3

NEZAPOSLENOST I ZAPOSŁJAVANJE PREMA STRUČNOJ SPREMI U MARTU 2016 I 2017. GODINE

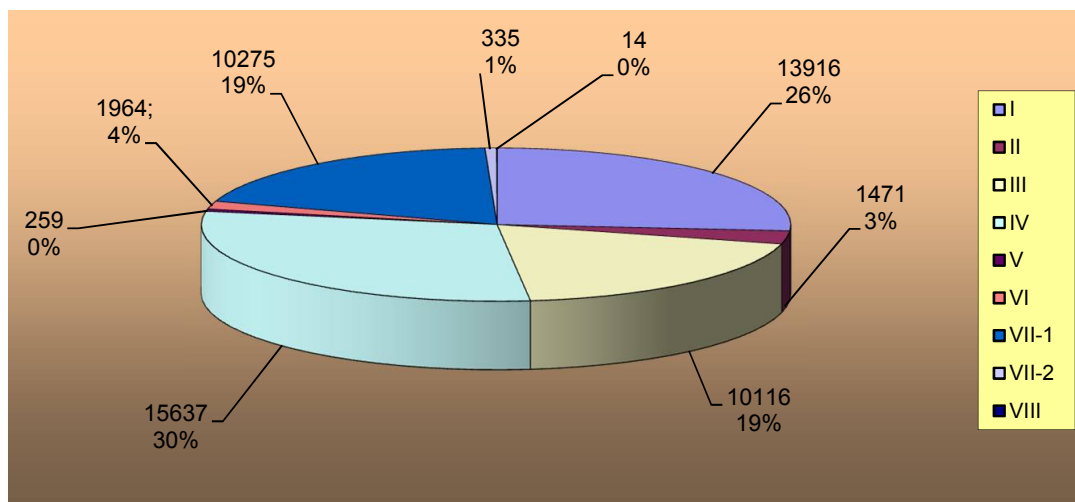
UNEMPLOYMENT AND EMPLOYMENT BY EDUCATIONAL LEVEL IN MARCH 2016 AND 2017

| | Mjesec Month | Ukupno Total | Stepen stručne spreme | | | |
|--|-----------------|-----------------|-----------------------|--------|--------|--------|
| | | | I | II | III | IV |
| Lica koja traže zaposlenje | 03.2017. | 52905 | 13916 | 1471 | 10116 | 15637 |
| | 03.2016. | 42406 | 8410 | 1365 | 8629 | 12857 |
| | index | 124.76 | 165.47 | 107.77 | 117.23 | 121.62 |
| Lica koja prvi put traže zaposlenje | 03.2017. | 20854 | 7882 | 425 | 2715 | 5083 |
| | 03.2016. | 14816 | 3696 | 366 | 1975 | 3912 |
| | index | 140.75 | 213.26 | 116.12 | 137.47 | 129.93 |
| Prijavljeni za zaposlenje | 03.2017. | 3914 | 1344 | 105 | 696 | 1257 |
| | 03.2016. | 3612 | 923 | 92 | 693 | 1355 |
| | index | 108.36 | 145.61 | 114.13 | 100.43 | 92.77 |
| Novčana naknada - broj slučajeva | 03.2017. | 8580 | 2738 | 569 | 2293 | 2215 |
| | 03.2016. | 6275 | 1316 | 505 | 1965 | 1757 |
| | index | 136.73 | 208.05 | 112.67 | 116.69 | 126.07 |
| Prestanak vođenja evidencije | 03.2017. | 2778 | 559 | 56 | 510 | 918 |
| | 03.2016. | 2042 | 293 | 44 | 374 | 689 |
| | index | 136.04 | 190.78 | 127.27 | 136.36 | 133.24 |
| Ukupne potrebe za radnicima i pripravnicima | 03.2017. | 3656 | 1087 | 503 | 721 | 834 |
| | 03.2016. | 3310 | 793 | 441 | 532 | 850 |
| | index | 110.45 | 137.07 | 114.06 | 135.53 | 98.12 |
| Potrebe za pripravnicima | 03.2017. | 36 | 0 | 0 | 0 | 27 |
| | 03.2016. | 22 | 0 | 0 | 1 | 9 |
| | index | 163.64 | 0.00 | 0.00 | 0.00 | 300.00 |
| Zasnivanje radnog odnosa pripravnika | 03.2017. | 21 | 0 | 0 | 0 | 13 |
| | 03.2016. | 40 | 0 | 0 | 0 | 16 |
| | index | 52.50 | 0.00 | 0.00 | 0.00 | 81.25 |
| Zapošljavanje posredstvom Zavoda za zapošljavanje | 03.2017. | 758 | 85 | 36 | 135 | 223 |
| | 03.2016. | 971 | 150 | 27 | 124 | 334 |
| | index | 78.06 | 56.67 | 133.33 | 108.87 | 66.77 |
| Prijavljeni za zaposlenje po prestanku radnog odnosa | 03.2017. | 379 | 70 | 12 | 96 | 75 |
| | 03.2016. | 645 | 193 | 29 | 157 | 135 |
| | index | 58.76 | 36.27 | 41.38 | 61.15 | 55.56 |
| Nezaposlena lica na početku izvještajnog mjeseca | 03.2017. | 52086 | 13349 | 1433 | 9977 | 15408 |
| | 03.2016. | 40836 | 7780 | 1317 | 8310 | 12191 |
| | index | 127.55 | 171.58 | 108.81 | 120.06 | 126.39 |
| Nezaposlena lica zbog prestanka rada poslodavca | 03.2017. | 2 | 0 | 0 | 1 | 1 |
| | 03.2016. | 8 | 1 | 1 | 1 | 3 |
| | index | 25.00 | 0.00 | 0.00 | 100.00 | 33.33 |

G 2

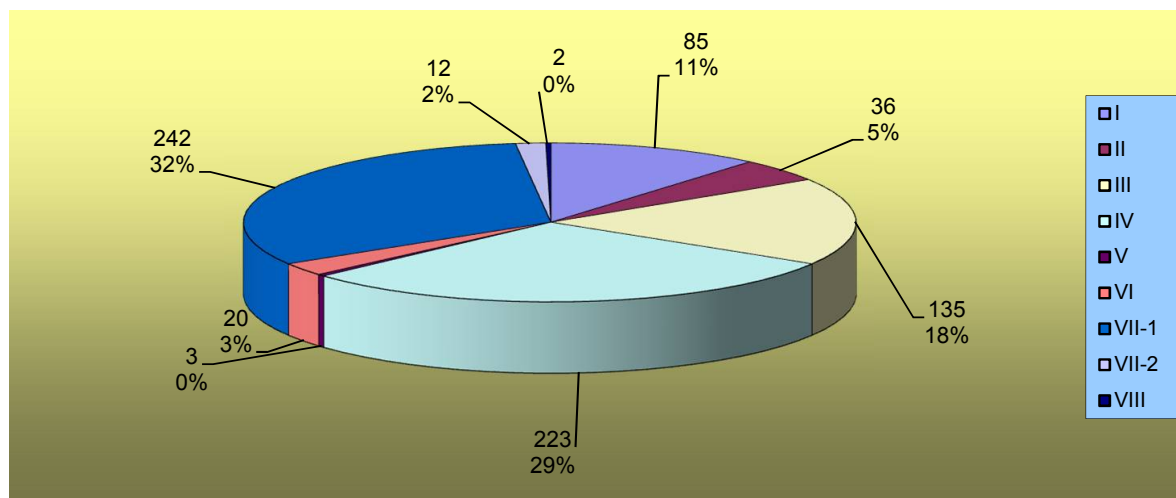
STRUKTURA NEZAPOSLENIH LICA PREMA STRUČNOJ SPREMI U MARTU 2017. GODINE

STRUCTURE OF UNEMPLOYMENT BY EDUCATIONAL LEVEL IN MARCH 2017



| Educational level | | | | | |
|-------------------|--------|--------|--------|--------|---|
| V | VI | VII-1 | VII-2 | VIII | |
| 259 | 882 | 10275 | 335 | 14 | Job seekers |
| 273 | 846 | 9741 | 275 | 10 | |
| 94.87 | 104.26 | 105.48 | 121.82 | 140.00 | |
| 38 | 113 | 4467 | 127 | 4 | First time job seekers |
| 30 | 106 | 4618 | 109 | 4 | |
| 126.67 | 106.60 | 96.73 | 116.51 | 100.00 | |
| 15 | 45 | 435 | 17 | 0 | Registered for employment |
| 12 | 48 | 465 | 23 | 1 | |
| 125.00 | 93.75 | 93.55 | 73.91 | 0.00 | |
| 117 | 166 | 461 | 21 | 0 | Unemployment benefit - number of claimants |
| 158 | 158 | 401 | 14 | 1 | |
| 74.05 | 105.06 | 114.96 | 150.00 | 0.00 | |
| 15 | 46 | 641 | 33 | 0 | Number of persons deactivated from the register |
| 12 | 32 | 582 | 16 | 0 | |
| 125.00 | 143.75 | 110.14 | 206.25 | 0.00 | |
| 24 | 37 | 419 | 17 | 14 | Total demand for workers and trainees |
| 23 | 131 | 507 | 11 | 22 | |
| 104.35 | 28.24 | 82.64 | 154.55 | 63.64 | |
| 0 | 1 | 8 | 0 | 0 | Demand for trainees |
| 0 | 0 | 12 | 0 | 0 | |
| 0.00 | 0.00 | 66.67 | 0.00 | 0.00 | |
| 0 | 0 | 8 | 0 | 0 | Employed trainees |
| 0 | 0 | 24 | 0 | 0 | |
| 0.00 | 0.00 | 33.33 | 0.00 | 0.00 | |
| 3 | 20 | 242 | 12 | 2 | Employment through EAM brokerage |
| 6 | 32 | 285 | 12 | 1 | |
| 50.00 | 62.50 | 84.91 | 100.00 | 200.00 | |
| 4 | 16 | 101 | 5 | 0 | Registered for employment upon termination of employment contract |
| 3 | 18 | 107 | 3 | 0 | |
| 133.33 | 88.89 | 94.39 | 166.67 | 0.00 | |
| 258 | 886 | 10418 | 343 | 14 | Unemployed at the beginning of reporting month |
| 273 | 830 | 9858 | 268 | 9 | |
| 94.51 | 106.75 | 105.68 | 127.99 | 155.56 | |
| 0 | 0 | 0 | 0 | 0 | Unemployed due to business closure |
| 0 | 1 | 1 | 0 | 0 | |
| 0.00 | 0.00 | 0.00 | 0.00 | 0.00 | |

ZAPOŠLJAVANJE POSREDSTVOM ZAVODA ZA ZAPOŠLJAVANJE U MARTU 2017. GODINE
EMPLOYMENT THROUGH EAM BROKERAGE IN MARCH 2017



T 3-1

NEZAPOSLENOST I ZAPOŠLJAVANJE PREMA STRUČNOJ SPREMI OD JANUARA DO MARTA 2016. I 2017. GODINE

UNEMPLOYMENT AND EMPLOYMENT BY EDUCATIONAL LEVEL

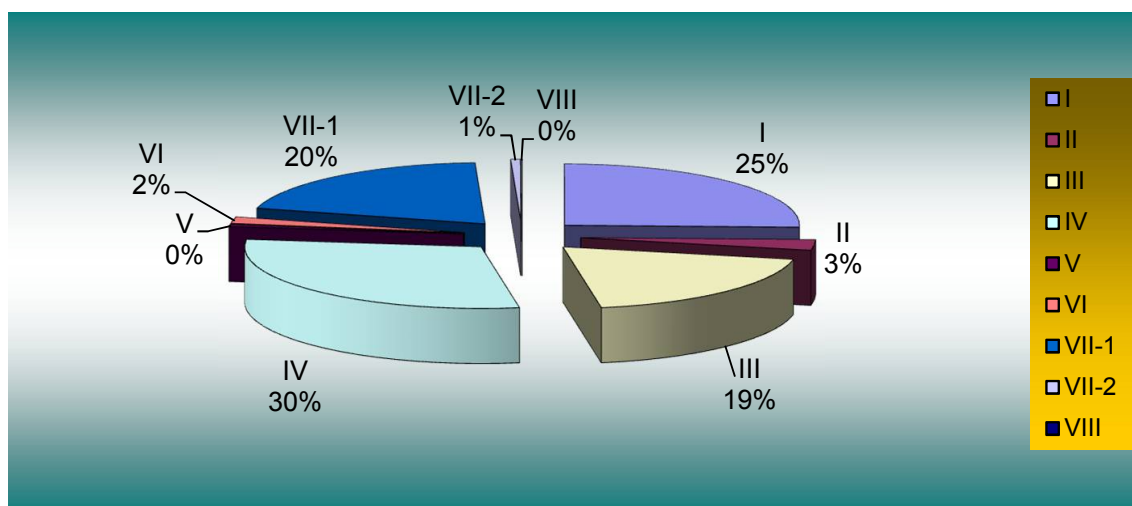
IN THE PERIOD JANUARY-MARCH IN 2016 AND 2017

| | Mjesec Month | Ukupno Total | Stepen stručne spreme | | | |
|---|-----------------|-----------------|-----------------------|--------|--------|--------|
| | | | I | II | III | IV |
| Prosječan broj lica koja traže zaposlenje | 01.-03.2017. | 52098 | 13291 | 1444 | 9966 | 15383 |
| | 01.-03.2016. | 42071 | 8265 | 1355 | 8623 | 12716 |
| | index | 123.83 | 160.81 | 106.57 | 115.57 | 120.97 |
| Prosječan broj lica koja prvi put traže zaposlenje | 01.-03.2017. | 20278 | 7401 | 412 | 2631 | 4938 |
| | 01.-03.2016. | 14619 | 3585 | 367 | 1971 | 3861 |
| | index | 138.71 | 206.44 | 112.26 | 133.49 | 127.89 |
| Ukupan broj prijavljenih za zaposlenje | 01.-03.2017. | 10494 | 3189 | 236 | 1854 | 3413 |
| | 01.-03.2016. | 10061 | 2375 | 254 | 1948 | 3746 |
| | index | 104.30 | 134.27 | 92.91 | 95.17 | 91.11 |
| Ukupan broj novčanih naknada - broj slučajeva | 01.-03.2017. | 24956 | 7713 | 1705 | 6701 | 6484 |
| | 01.-03.2016. | 19420 | 4014 | 1548 | 6177 | 5384 |
| | index | 128.51 | 192.15 | 110.14 | 108.48 | 120.43 |
| Prestanak vođenja evidencije - ukupan broj lica | 01.-03.2017. | 6378 | 1225 | 116 | 1079 | 2052 |
| | 01.-03.2016. | 5323 | 806 | 117 | 940 | 1760 |
| | index | 119.82 | 151.99 | 99.15 | 114.79 | 116.59 |
| Ukupne potrebe za radnicima i pripravnicima | 01.-03.2017. | 6650 | 1555 | 652 | 1307 | 1618 |
| | 01.-03.2016. | 7040 | 1577 | 648 | 1165 | 1778 |
| | index | 94.46 | 98.60 | 100.62 | 112.19 | 91.00 |
| Ukupne potrebe za pripravnicima | 01.-03.2017. | 123 | 0 | 0 | 1 | 54 |
| | 01.-03.2016. | 107 | 0 | 0 | 9 | 24 |
| | index | 114.95 | 0.00 | 0.00 | 11.11 | 225.00 |
| Ukupno zasnivanje radnog odnosa pripravnika | 01.-03.2017. | 43 | 0 | 0 | 0 | 27 |
| | 01.-03.2016. | 54 | 0 | 0 | 7 | 17 |
| | index | 79.63 | 0.00 | 0.00 | 0.00 | 158.82 |
| Ukupno zapošljavanje posredstvom Zavoda za zapošljavanje | 01.-03.2017. | 1909 | 179 | 99 | 369 | 613 |
| | 01.-03.2016. | 2165 | 229 | 97 | 317 | 721 |
| | index | 88.18 | 78.17 | 102.06 | 116.40 | 85.02 |
| Ukupan broj prijavljenih za zaposlenje po prestanku radnog odnosa | 01.-03.2017. | 1078 | 226 | 72 | 262 | 222 |
| | 01.-03.2016. | 1630 | 489 | 91 | 386 | 368 |
| | index | 66.13 | 46.22 | 79.12 | 67.88 | 60.33 |
| Ukupan broj nezaposlenih lica zbog prestanka rada poslodavca | 01.-03.2017. | 7 | 1 | 0 | 2 | 2 |
| | 01.-03.2016. | 12 | 2 | 1 | 3 | 3 |
| | index | 58.33 | 50.00 | 0.00 | 66.67 | 66.67 |

G 3-1

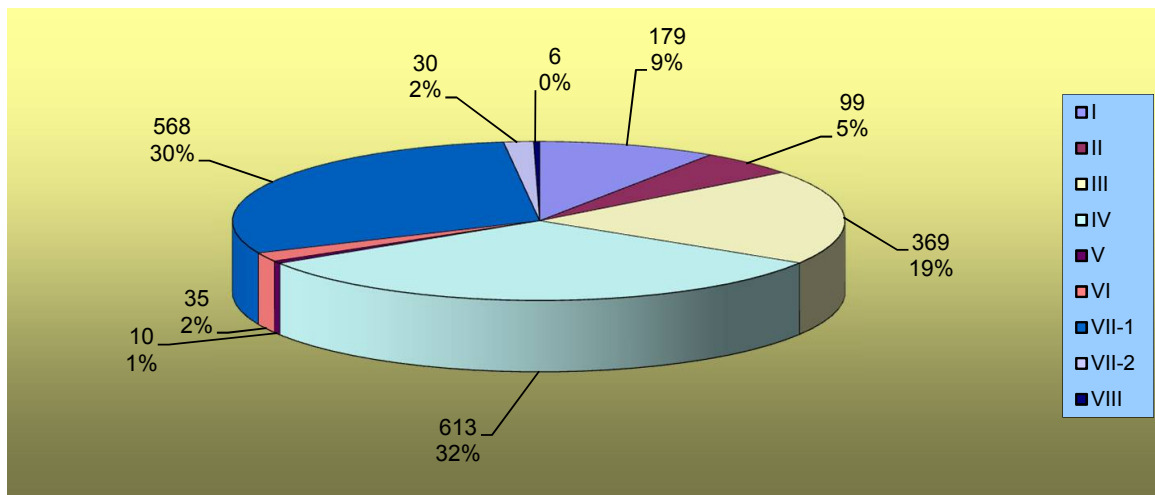
STRUKTURA NEZAPOSLENIH LICA PREMA STRUČNOJ SPREMI U PERIODU JANUAR - MART 2017. GODINE

STRUCTURE OF UNEMPLOYMENT BY EDUCATIONAL LEVEL IN THE PERIOD JANUARY - MARCH 2017



| Educational level | | | | | |
|-------------------|--------|--------|--------|--------|---|
| V | VI | VII-1 | VII-2 | VIII | |
| 260 | 892 | 10505 | 345 | 13 | Average number of job seekers |
| 276 | 850 | 9705 | 271 | 10 | |
| 94.20 | 104.94 | 108.24 | 127.31 | 130.00 | |
| 38 | 115 | 4609 | 130 | 4 | Average number of first time job seekers |
| 30 | 107 | 4587 | 107 | 4 | |
| 126.67 | 107.48 | 100.48 | 121.50 | 100.00 | |
| 39 | 132 | 1575 | 55 | 1 | Total number of registered for employment |
| 32 | 158 | 1485 | 61 | 2 | |
| 121.88 | 83.54 | 106.06 | 90.16 | 50.00 | |
| 364 | 510 | 1404 | 73 | 2 | Total unemployment benefits - number of claimants |
| 480 | 497 | 1283 | 36 | 1 | |
| 75.83 | 102.62 | 109.43 | 202.78 | 200.00 | |
| 33 | 99 | 1706 | 68 | 0 | Total number of persons deactivated from the register |
| 32 | 78 | 1548 | 41 | 1 | |
| 103.13 | 126.92 | 110.21 | 165.85 | 0.00 | |
| 65 | 198 | 1172 | 44 | 39 | Total demand for workers and trainees |
| 30 | 209 | 1545 | 36 | 52 | |
| 216.67 | 94.74 | 75.86 | 122.22 | 75.00 | |
| 21 | 16 | 31 | 0 | 0 | Total demand for trainees |
| 0 | 0 | 74 | 0 | 0 | |
| 0.00 | 0.00 | 41.89 | 0.00 | 0.00 | |
| 0 | 0 | 16 | 0 | 0 | Total employed trainees with co-funding of EAM |
| 0 | 0 | 30 | 0 | 0 | |
| 0.00 | 0.00 | 53.33 | 0.00 | 0.00 | |
| 10 | 35 | 568 | 30 | 6 | Total employment through EA brokerage |
| 14 | 68 | 691 | 27 | 1 | |
| 71.43 | 51.47 | 82.20 | 111.11 | 600.00 | |
| 10 | 32 | 244 | 10 | 0 | Total number of registered for employment upon termination of employment contract |
| 6 | 42 | 243 | 4 | 1 | |
| 166.67 | 76.19 | 100.41 | 250.00 | 0.00 | |
| 1 | 1 | 0 | 0 | 0 | Total number of unemployed due to business closure |
| 0 | 2 | 1 | 0 | 0 | |
| 0.00 | 50.00 | 0.00 | 0.00 | 0.00 | |

EMPLOYMENT THROUGH EAM BROKERAGE IN THE PERIOD JANUARY - MARCH 2017



T 4

NEZAPOSLENA LICA PREMA OPŠTINAMA, STRUČNOJ SPREMI I POLU, STANJE NA DAN 31.03.2017. GODINE

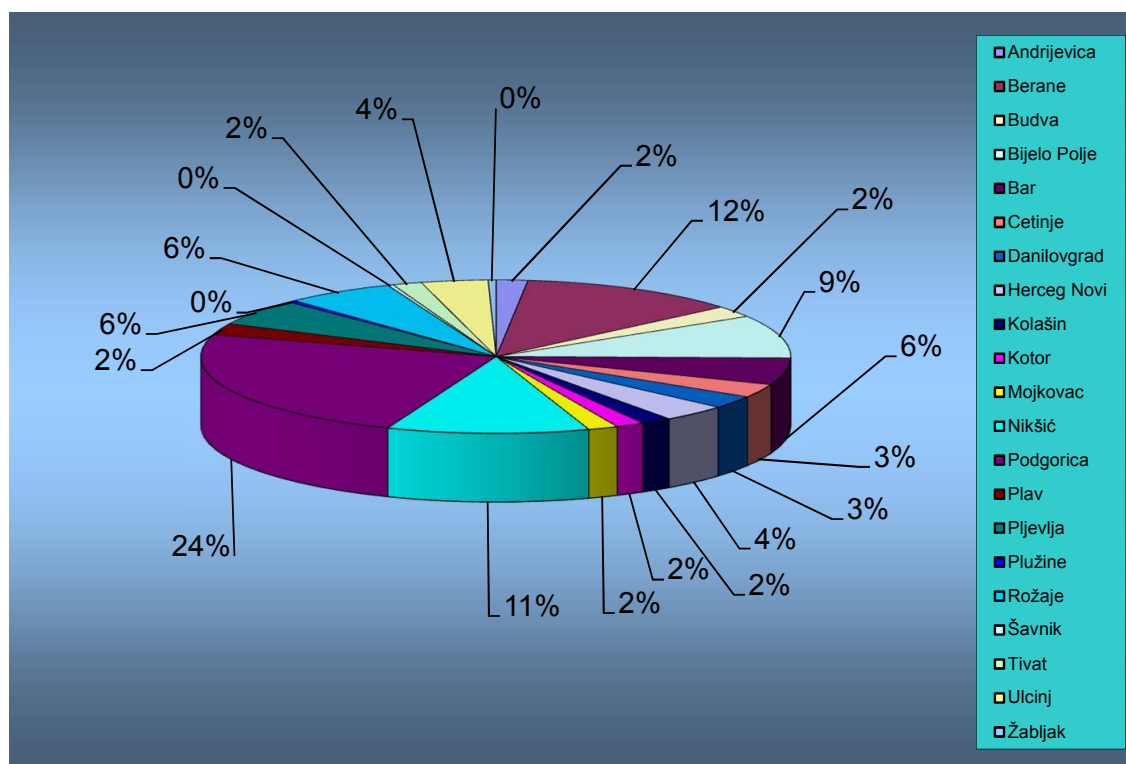
UNEMPLOYED BY MUNICIPALITIES, EDUCATIONAL LEVEL AND GENDER - ON 31.03.2017.

| Redni broj --- Row number | Opština --- Municipality | Ukupno Total | Žene Women | % žene --- Share of women | Stepen stručne spreme | | | | | |
|---------------------------------|---------------------------------|-----------------|---------------|---------------------------------|------------------------|----------------------|------------------------|----------------------|------------------------|----------------------|
| | | | | | I | | II | | III | |
| | | | | | Ukupno --- Total | Žene --- Women | Ukupno --- Total | Žene --- Women | Ukupno --- Total | Žene --- Women |
| 1. | Andrijevica | 909 | 414 | 45.5 | 311 | 156 | 14 | 3 | 207 | 74 |
| 2. | Berane | 6412 | 3065 | 47.8 | 2398 | 1212 | 137 | 65 | 1293 | 495 |
| 3. | Budva | 1260 | 780 | 61.9 | 200 | 110 | 37 | 24 | 221 | 126 |
| 4. | Bijelo Polje | 4803 | 2102 | 43.8 | 1247 | 542 | 155 | 66 | 1164 | 396 |
| 5. | Bar | 3002 | 1794 | 59.8 | 803 | 472 | 94 | 56 | 525 | 262 |
| 6. | Cetinje | 1498 | 772 | 51.5 | 380 | 159 | 55 | 30 | 233 | 90 |
| 7. | Danilovgrad | 1422 | 798 | 56.1 | 348 | 183 | 28 | 22 | 317 | 137 |
| 8. | Herceg Novi | 1891 | 1002 | 53.0 | 189 | 86 | 164 | 81 | 438 | 160 |
| 9. | Kolašin | 886 | 360 | 40.6 | 233 | 79 | 21 | 12 | 207 | 65 |
| 10. | Kotor | 823 | 471 | 57.2 | 60 | 26 | 32 | 17 | 147 | 56 |
| 11. | Mojkovac | 863 | 365 | 42.3 | 149 | 66 | 24 | 12 | 303 | 94 |
| 12. | Nikšić | 5839 | 3330 | 57.0 | 982 | 541 | 153 | 77 | 1198 | 547 |
| 13. | Podgorica | 12504 | 6935 | 55.5 | 2873 | 1578 | 322 | 185 | 1754 | 752 |
| 14. | Plav | 1284 | 604 | 47.0 | 544 | 307 | 12 | 2 | 190 | 49 |
| 15. | Pljevlja | 2956 | 1551 | 52.5 | 724 | 370 | 90 | 43 | 679 | 284 |
| 16. | Plužine | 213 | 87 | 40.8 | 32 | 11 | 0 | 0 | 63 | 23 |
| 17. | Rožaje | 3174 | 1657 | 52.2 | 1633 | 980 | 27 | 2 | 579 | 189 |
| 18. | Šavnik | 158 | 78 | 49.4 | 20 | 14 | 3 | 1 | 42 | 11 |
| 19. | Tivat | 843 | 462 | 54.8 | 115 | 62 | 38 | 21 | 172 | 62 |
| 20. | Ulcinj | 1933 | 1039 | 53.8 | 644 | 363 | 61 | 25 | 344 | 146 |
| 21. | Žabljak | 232 | 102 | 44.0 | 31 | 13 | 4 | 2 | 40 | 12 |
| | Ukupno --- Total | 52905 | 27768 | 52.5 | 13916 | 7330 | 1471 | 746 | 10116 | 4030 |

G 4

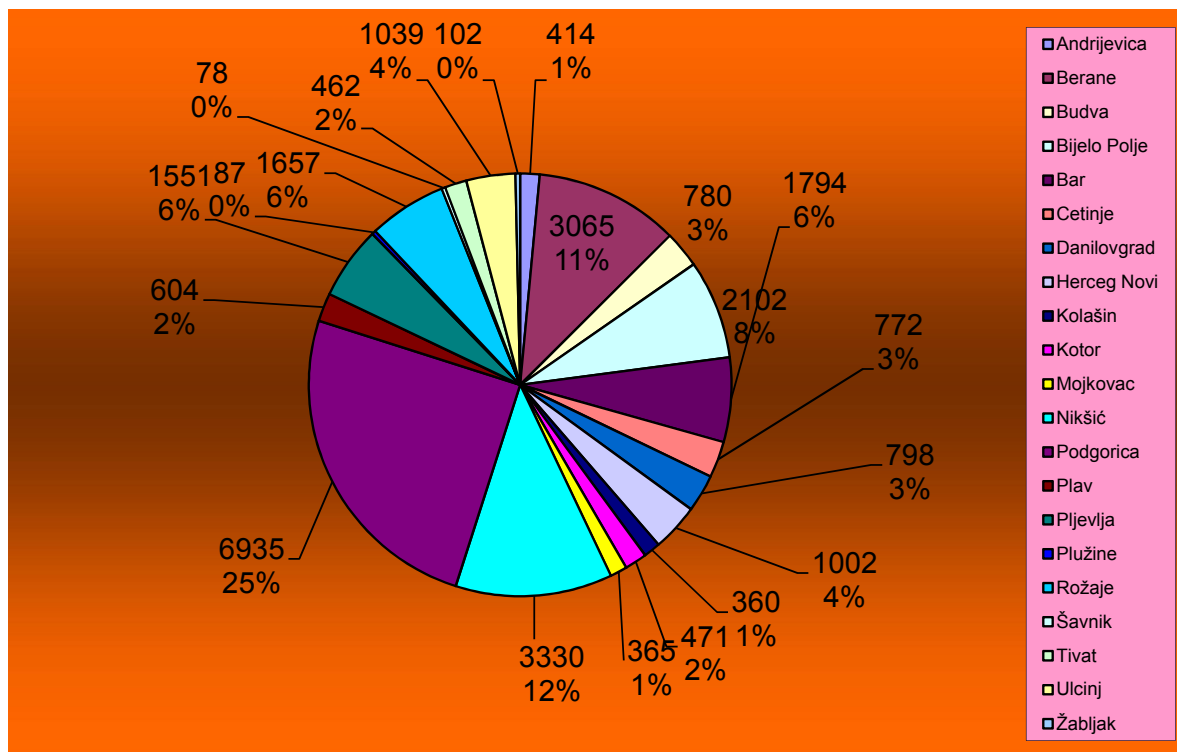
STRUKTURA NEZAPOSLENIH PO OPŠTINAMA NA DAN 31.03.2017. GODINE

UNEMPLOYMENT STRUCTURE BY MUNICIPALITIES ON 31.03.2017



| Educational level | | | | | | | | | | | |
|-------------------|---------------|-----------------|---------------|-----------------|---------------|-----------------|---------------|-----------------|---------------|-----------------|---------------|
| IV | | V | | VI | | VII-1 | | VII-2 | | VIII | |
| Ukupno Total | Žene Women | Ukupno Total | Žene Women | Ukupno Total | Žene Women | Ukupno Total | Žene Women | Ukupno Total | Žene Women | Ukupno Total | Žene Women |
| 299 | 143 | 0 | 0 | 9 | 4 | 68 | 34 | 1 | 0 | 0 | 0 |
| 1969 | 969 | 5 | 0 | 75 | 27 | 526 | 290 | 9 | 7 | 0 | 0 |
| 453 | 298 | 8 | 3 | 39 | 22 | 285 | 188 | 15 | 9 | 2 | 0 |
| 1369 | 663 | 27 | 1 | 75 | 26 | 750 | 399 | 16 | 9 | 0 | 0 |
| 805 | 507 | 15 | 1 | 78 | 51 | 665 | 437 | 17 | 8 | 0 | 0 |
| 469 | 254 | 5 | 2 | 17 | 5 | 323 | 223 | 16 | 9 | 0 | 0 |
| 503 | 308 | 3 | 0 | 8 | 4 | 207 | 140 | 8 | 4 | 0 | 0 |
| 510 | 303 | 17 | 1 | 72 | 42 | 479 | 317 | 20 | 12 | 2 | 0 |
| 274 | 132 | 7 | 1 | 16 | 5 | 126 | 66 | 2 | 0 | 0 | 0 |
| 243 | 144 | 4 | 0 | 40 | 19 | 286 | 202 | 11 | 7 | 0 | 0 |
| 219 | 98 | 1 | 1 | 18 | 5 | 147 | 88 | 2 | 1 | 0 | 0 |
| 1903 | 1132 | 19 | 4 | 94 | 67 | 1448 | 938 | 40 | 23 | 2 | 1 |
| 3982 | 2260 | 80 | 16 | 181 | 111 | 3210 | 1971 | 97 | 59 | 5 | 3 |
| 352 | 167 | 7 | 2 | 12 | 5 | 157 | 68 | 10 | 4 | 0 | 0 |
| 938 | 573 | 14 | 0 | 47 | 21 | 450 | 253 | 14 | 7 | 0 | 0 |
| 73 | 32 | 2 | 0 | 3 | 2 | 40 | 19 | 0 | 0 | 0 | 0 |
| 458 | 254 | 5 | 2 | 34 | 15 | 420 | 203 | 18 | 12 | 0 | 0 |
| 57 | 31 | 1 | 0 | 3 | 3 | 31 | 17 | 1 | 1 | 0 | 0 |
| 239 | 141 | 26 | 0 | 29 | 18 | 218 | 157 | 6 | 1 | 0 | 0 |
| 424 | 268 | 9 | 1 | 29 | 14 | 389 | 202 | 30 | 19 | 3 | 1 |
| 98 | 47 | 4 | 0 | 3 | 2 | 50 | 25 | 2 | 1 | 0 | 0 |
| 15637 | 8724 | 259 | 35 | 882 | 468 | 10275 | 6237 | 335 | 193 | 14 | 5 |

STRUKTURA NEZAPOSLENIH ŽENA NA DAN 31.03.2017. GODINE
FEMALE UNEMPLOYMENT STRUCTURE ON 31.03.2017



T 5

PREGLED NEZAPOSLENIH LICA PRIJAVLJENIH ZA ZAPOSLENJE PREMA OPŠTINAMA, STRUČNOJ SPREMI I POLU U MJESECU MARTU 2017. GODINE

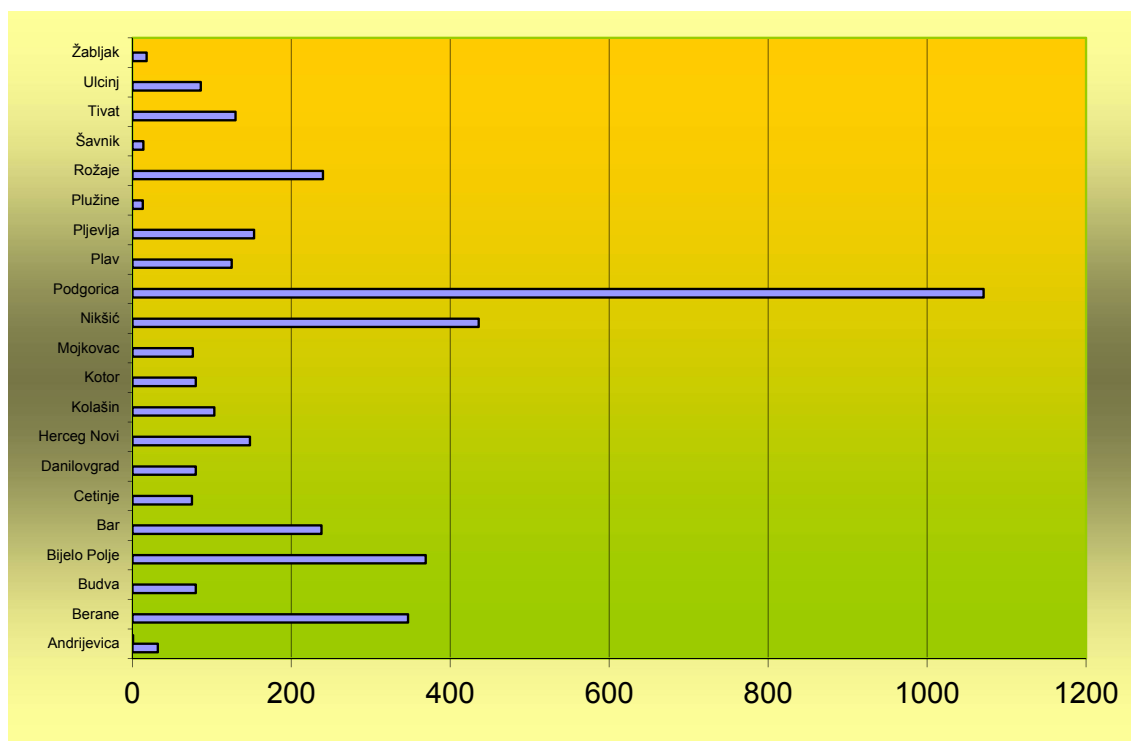
UNEMPLOYED REGISTERED FOR EMPLOYMENT BY MUNICIPALITIES, EDUCATIONAL LEVEL AND GENDER IN MARCH 2017

| Redni broj --- Row number | Opština --- Municipality | Ukupno Total | Žene Women | % žena Share of women | Stepen stručne spreme | | | | | |
|---------------------------------|--------------------------------------|-----------------|---------------|--------------------------|------------------------|----------------------|------------------------|----------------------|------------------------|----------------------|
| | | | | | I | | II | | III | |
| | | | | | Ukupno --- Total | Žene --- Women | Ukupno --- Total | Žene --- Women | Ukupno --- Total | Žene --- Women |
| 1. | Andrijevića | 32 | 20 | 62.5 | 12 | 8 | 0 | 0 | 9 | 5 |
| 2. | Berane | 347 | 157 | 45.2 | 121 | 58 | 5 | 3 | 62 | 26 |
| 3. | Budva | 80 | 42 | 52.5 | 14 | 7 | 0 | 0 | 14 | 6 |
| 4. | Bijelo Polje | 369 | 179 | 48.5 | 151 | 72 | 8 | 6 | 77 | 27 |
| 5. | Bar | 238 | 152 | 63.9 | 68 | 37 | 6 | 4 | 35 | 23 |
| 6. | Cetinje | 75 | 37 | 49.3 | 13 | 9 | 2 | 2 | 16 | 5 |
| 7. | Danilovgrad | 80 | 49 | 61.3 | 23 | 17 | 0 | 0 | 17 | 9 |
| 8. | Herceg Novi | 148 | 78 | 52.7 | 30 | 20 | 18 | 6 | 27 | 16 |
| 9. | Kolašin | 103 | 51 | 49.5 | 48 | 25 | 4 | 2 | 28 | 12 |
| 10. | Kotor | 80 | 49 | 61.3 | 8 | 4 | 1 | 1 | 15 | 7 |
| 11. | Mojkovac | 76 | 34 | 44.7 | 18 | 10 | 1 | 1 | 22 | 7 |
| 12. | Nikšić | 436 | 208 | 47.7 | 114 | 47 | 13 | 6 | 102 | 41 |
| 13. | Podgorica | 1071 | 527 | 49.2 | 380 | 177 | 26 | 17 | 135 | 45 |
| 14. | Plav | 125 | 67 | 53.6 | 70 | 41 | 1 | 0 | 14 | 3 |
| 15. | Pjeverlja | 153 | 74 | 48.4 | 41 | 20 | 5 | 2 | 30 | 13 |
| 16. | Plužine | 13 | 6 | 46.2 | 2 | 1 | 0 | 0 | 4 | 2 |
| 17. | Rožaje | 240 | 135 | 56.3 | 158 | 102 | 0 | 0 | 35 | 10 |
| 18. | Šavnik | 14 | 6 | 42.9 | 5 | 4 | 1 | 0 | 3 | 0 |
| 19. | Tivat | 130 | 84 | 64.6 | 25 | 17 | 12 | 6 | 31 | 17 |
| 20. | Ulcinj | 86 | 43 | 50.0 | 38 | 20 | 2 | 1 | 19 | 7 |
| 21. | Žabljak | 18 | 9 | 50.0 | 5 | 3 | 0 | 0 | 1 | 0 |
| | Ukupno --- Total | 3914 | 2007 | 51.3 | 1344 | 699 | 105 | 57 | 696 | 281 |

G 6

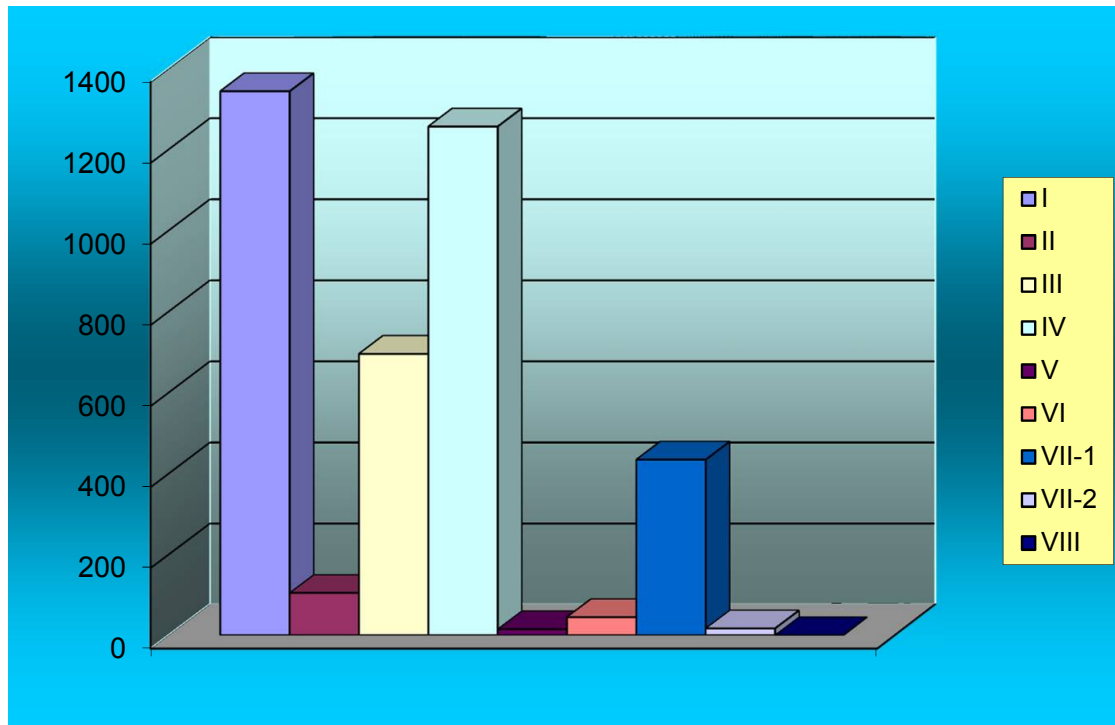
PRIJAVLJENI ZA ZAPOSLENJE PREMA OPŠTINAMA U MJESECU MARTU 2017. GODINE

REGISTERED FOR EMPLOYMENT BY MUNICIPALITIES IN MARCH 2017



| Educational level | | | | | | | | | | | |
|-------------------|------------|-----------|----------|-----------|-----------|------------|------------|-----------|----------|----------|----------|
| IV | | V | | VI | | VII-1 | | VII-2 | | VIII | |
| Ukupno | Žene | Ukupno | Žene | Ukupno | Žene | Ukupno | Žene | Ukupno | Žene | Ukupno | Žene |
| Total | Women | Total | Women | Total | Women | Total | Women | Total | Women | Total | Women |
| 9 | 5 | 0 | 0 | 0 | 0 | 2 | 2 | 0 | 0 | 0 | 0 |
| 139 | 60 | 2 | 0 | 3 | 1 | 14 | 8 | 1 | 1 | 0 | 0 |
| 32 | 19 | 0 | 0 | 4 | 3 | 15 | 7 | 1 | 0 | 0 | 0 |
| 103 | 57 | 0 | 0 | 0 | 0 | 30 | 17 | 0 | 0 | 0 | 0 |
| 75 | 50 | 1 | 0 | 5 | 2 | 47 | 36 | 1 | 0 | 0 | 0 |
| 26 | 10 | 0 | 0 | 2 | 0 | 15 | 10 | 1 | 1 | 0 | 0 |
| 28 | 15 | 0 | 0 | 0 | 0 | 11 | 8 | 1 | 0 | 0 | 0 |
| 46 | 25 | 0 | 0 | 2 | 0 | 22 | 10 | 3 | 1 | 0 | 0 |
| 20 | 10 | 0 | 0 | 0 | 0 | 3 | 2 | 0 | 0 | 0 | 0 |
| 34 | 24 | 0 | 0 | 1 | 0 | 21 | 13 | 0 | 0 | 0 | 0 |
| 28 | 12 | 1 | 1 | 2 | 0 | 4 | 3 | 0 | 0 | 0 | 0 |
| 147 | 80 | 3 | 0 | 5 | 4 | 51 | 30 | 1 | 0 | 0 | 0 |
| 368 | 185 | 5 | 1 | 11 | 6 | 140 | 92 | 6 | 4 | 0 | 0 |
| 31 | 17 | 0 | 0 | 0 | 0 | 8 | 6 | 1 | 0 | 0 | 0 |
| 54 | 27 | 1 | 1 | 4 | 3 | 17 | 8 | 1 | 0 | 0 | 0 |
| 6 | 3 | 0 | 0 | 0 | 0 | 1 | 0 | 0 | 0 | 0 | 0 |
| 34 | 21 | 0 | 0 | 1 | 0 | 12 | 2 | 0 | 0 | 0 | 0 |
| 4 | 1 | 0 | 0 | 0 | 0 | 1 | 1 | 0 | 0 | 0 | 0 |
| 45 | 33 | 1 | 0 | 5 | 3 | 11 | 8 | 0 | 0 | 0 | 0 |
| 19 | 9 | 0 | 0 | 0 | 0 | 8 | 6 | 0 | 0 | 0 | 0 |
| 9 | 4 | 1 | 0 | 0 | 0 | 2 | 2 | 0 | 0 | 0 | 0 |
| 1257 | 667 | 15 | 3 | 45 | 22 | 435 | 271 | 17 | 7 | 0 | 0 |

PRIJAVLJENI ZA ZAPOSLENJE PREMA STEPENIMA STRUČNE SPREME U MJESECU MARTU 2017. | G 7
 REGISTERED FOR EMPLOYMENT BY EDUCATIONAL LEVEL IN MARCH 2017



T 6

PREGLED LICA KOJA PRVI PUT TRAŽE ZAPOSLENJE PREMA OPŠTINAMA, STRUČNOJ SPREMI I POLU U MJESECU MARTU 2017. GODINE

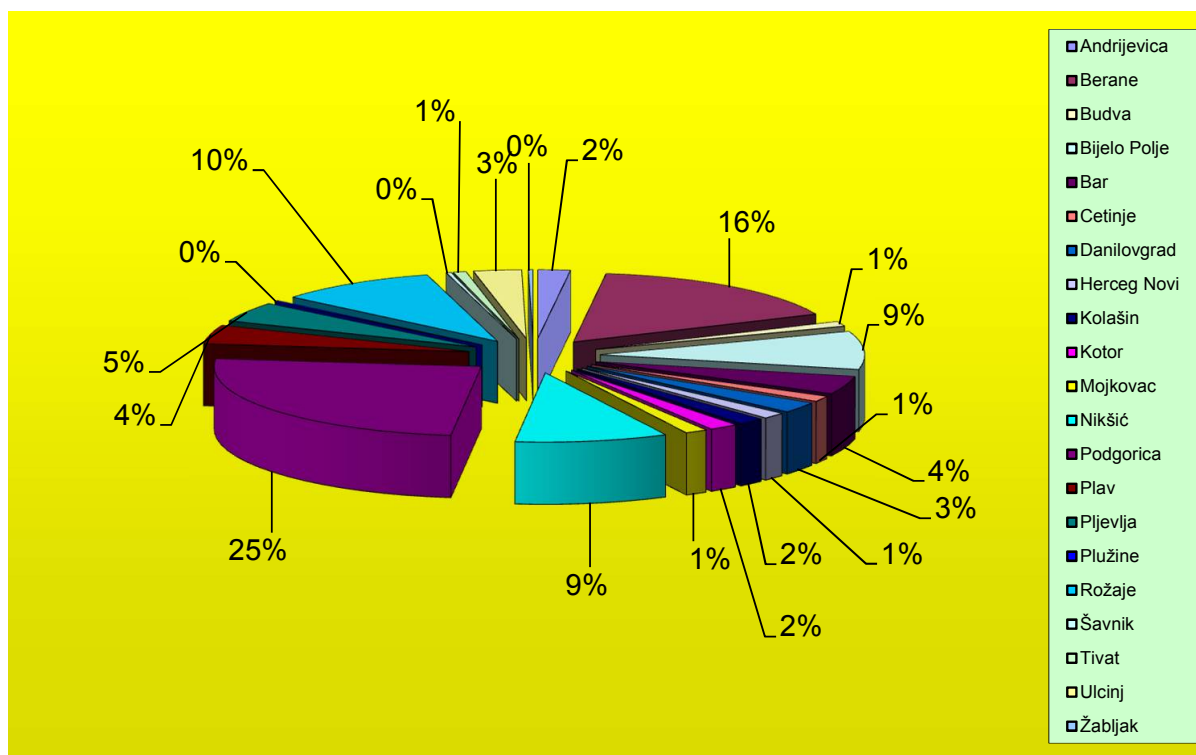
FIRST TIME JOB-SEEKERS BY MUNICIPALITIES, EDUCATIONAL LEVEL AND GENDER IN MARCH 2017

| Redni broj --- Row number | Opština --- Municipality | Ukupno Total | Žene Women | % žena Share of women | Stepen stručne spreme | | | | | |
|---------------------------------|--------------------------------------|-----------------|---------------|--------------------------|-----------------------|---------------|-----------------|---------------|-----------------|---------------|
| | | | | | I | | II | | III | |
| | | | | | Ukupno Total | Žene Women | Ukupno Total | Žene Women | Ukupno Total | Žene Women |
| 1. | Andrijevića | 409 | 233 | 57.0 | 181 | 120 | 9 | 1 | 63 | 33 |
| 2. | Berane | 3420 | 1893 | 55.4 | 1622 | 1024 | 74 | 41 | 517 | 218 |
| 3. | Budva | 240 | 143 | 59.6 | 58 | 34 | 9 | 7 | 17 | 10 |
| 4. | Bijelo Polje | 1860 | 930 | 50.0 | 617 | 367 | 43 | 23 | 340 | 114 |
| 5. | Bar | 884 | 534 | 60.4 | 342 | 233 | 17 | 9 | 84 | 39 |
| 6. | Cetinje | 270 | 152 | 56.3 | 66 | 37 | 9 | 2 | 24 | 12 |
| 7. | Danilovgrad | 525 | 331 | 63.0 | 149 | 99 | 6 | 5 | 89 | 41 |
| 8. | Herceg Novi | 296 | 160 | 54.1 | 60 | 37 | 14 | 5 | 33 | 14 |
| 9. | Kolašin | 338 | 134 | 39.6 | 107 | 42 | 7 | 1 | 74 | 24 |
| 10. | Kotor | 361 | 210 | 58.2 | 44 | 17 | 2 | 1 | 33 | 14 |
| 11. | Mojkovac | 278 | 133 | 47.8 | 62 | 36 | 4 | 3 | 74 | 26 |
| 12. | Nikšić | 1924 | 1183 | 61.5 | 486 | 330 | 31 | 20 | 278 | 153 |
| 13. | Podgorica | 5212 | 2995 | 57.5 | 1775 | 1116 | 127 | 65 | 437 | 218 |
| 14. | Plav | 918 | 484 | 52.7 | 421 | 266 | 7 | 1 | 105 | 30 |
| 15. | Pijevlja | 969 | 587 | 60.6 | 298 | 217 | 22 | 16 | 169 | 87 |
| 16. | Plužine | 50 | 29 | 58.0 | 6 | 6 | 0 | 0 | 6 | 5 |
| 17. | Rožaje | 2013 | 1223 | 60.8 | 1243 | 863 | 20 | 2 | 274 | 100 |
| 18. | Šavnik | 62 | 34 | 54.8 | 10 | 9 | 1 | 0 | 11 | 4 |
| 19. | Tivat | 162 | 99 | 61.1 | 45 | 26 | 9 | 4 | 18 | 10 |
| 20. | Ulcinj | 604 | 377 | 62.4 | 277 | 192 | 12 | 8 | 60 | 38 |
| 21. | Žabljak | 59 | 24 | 40.7 | 13 | 7 | 2 | 1 | 9 | 2 |
| | Ukupno --- Total | 20854 | 11888 | 57.0 | 7882 | 5078 | 425 | 215 | 2715 | 1192 |

G 8

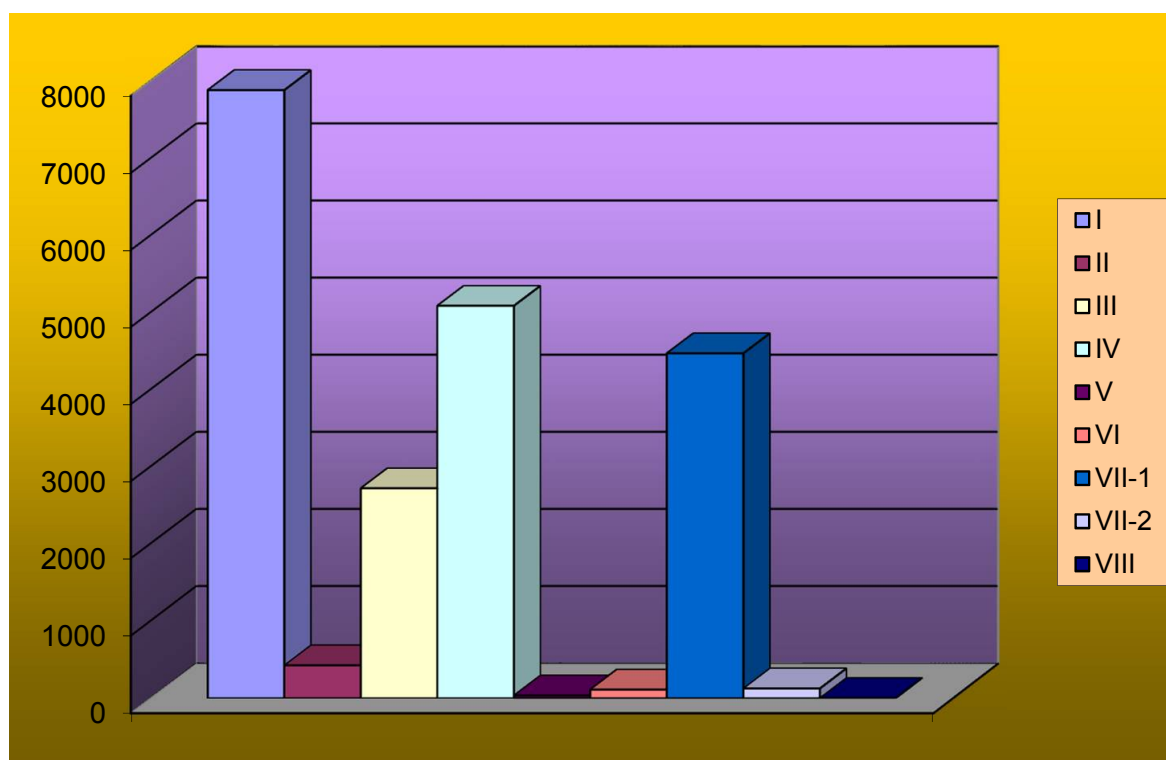
LICA KOJA PRVI PUT TRAŽE ZAPOSLENJE PREMA OPŠTINAMA U MJESECU MARTU 2017. GODINE

FIRST TIME JOB-SEEKERS BY MUNICIPALITIES IN MARCH 2017



| Educational level | | | | | | | | | | | |
|-------------------|---------------|-----------------|---------------|-----------------|---------------|-----------------|---------------|-----------------|---------------|-----------------|---------------|
| IV | | V | | VI | | VII-1 | | VII-2 | | VIII | |
| Ukupno Total | Žene Women | Ukupno Total | Žene Women | Ukupno Total | Žene Women | Ukupno Total | Žene Women | Ukupno Total | Žene Women | Ukupno Total | Žene Women |
| 117 | 60 | 0 | 0 | 3 | 2 | 36 | 17 | 0 | 0 | 0 | 0 |
| 907 | 456 | 3 | 0 | 17 | 7 | 277 | 144 | 3 | 3 | 0 | 0 |
| 65 | 33 | 1 | 1 | 7 | 5 | 76 | 49 | 6 | 4 | 1 | 0 |
| 481 | 227 | 5 | 0 | 5 | 3 | 362 | 192 | 7 | 4 | 0 | 0 |
| 189 | 106 | 2 | 0 | 13 | 8 | 231 | 137 | 6 | 2 | 0 | 0 |
| 74 | 39 | 0 | 0 | 1 | 0 | 92 | 60 | 4 | 2 | 0 | 0 |
| 163 | 100 | 0 | 0 | 2 | 0 | 115 | 85 | 1 | 1 | 0 | 0 |
| 46 | 18 | 0 | 0 | 4 | 2 | 137 | 83 | 2 | 1 | 0 | 0 |
| 86 | 32 | 2 | 1 | 3 | 0 | 59 | 34 | 0 | 0 | 0 | 0 |
| 108 | 62 | 0 | 0 | 3 | 2 | 167 | 111 | 4 | 3 | 0 | 0 |
| 62 | 22 | 1 | 1 | 0 | 0 | 75 | 45 | 0 | 0 | 0 | 0 |
| 542 | 327 | 3 | 1 | 10 | 8 | 560 | 338 | 13 | 6 | 1 | 0 |
| 1300 | 687 | 11 | 6 | 19 | 12 | 1499 | 867 | 43 | 23 | 1 | 1 |
| 261 | 134 | 3 | 2 | 5 | 4 | 111 | 45 | 5 | 2 | 0 | 0 |
| 227 | 131 | 2 | 0 | 4 | 2 | 238 | 129 | 9 | 5 | 0 | 0 |
| 24 | 10 | 0 | 0 | 1 | 1 | 13 | 7 | 0 | 0 | 0 | 0 |
| 256 | 158 | 3 | 2 | 8 | 0 | 199 | 93 | 10 | 5 | 0 | 0 |
| 25 | 14 | 1 | 0 | 0 | 0 | 14 | 7 | 0 | 0 | 0 | 0 |
| 40 | 22 | 1 | 0 | 6 | 5 | 41 | 32 | 2 | 0 | 0 | 0 |
| 94 | 66 | 0 | 0 | 2 | 1 | 147 | 64 | 11 | 7 | 1 | 1 |
| 16 | 7 | 0 | 0 | 0 | 0 | 18 | 6 | 1 | 1 | 0 | 0 |
| 5083 | 2711 | 38 | 14 | 113 | 62 | 4467 | 2545 | 127 | 69 | 4 | 2 |

LICA KOJA PRVI PUT TRAŽE ZAPOSLENJE PREMA STEPENU STRUČNE SPREME U MARTU 2017. GODINE
FIRST TIME JOB-SEEKERS BY EDUCATIONAL LEVEL IN MARCH 2017



T 7

PREGLED PRESTANKA VOĐENJA EVIDENCIJE NEZAPOSLENIH LICA PREMA OPŠTINAMA, POLU I STRUČNOJ SPREMI U MJESECU MARTU 2017. GODINE

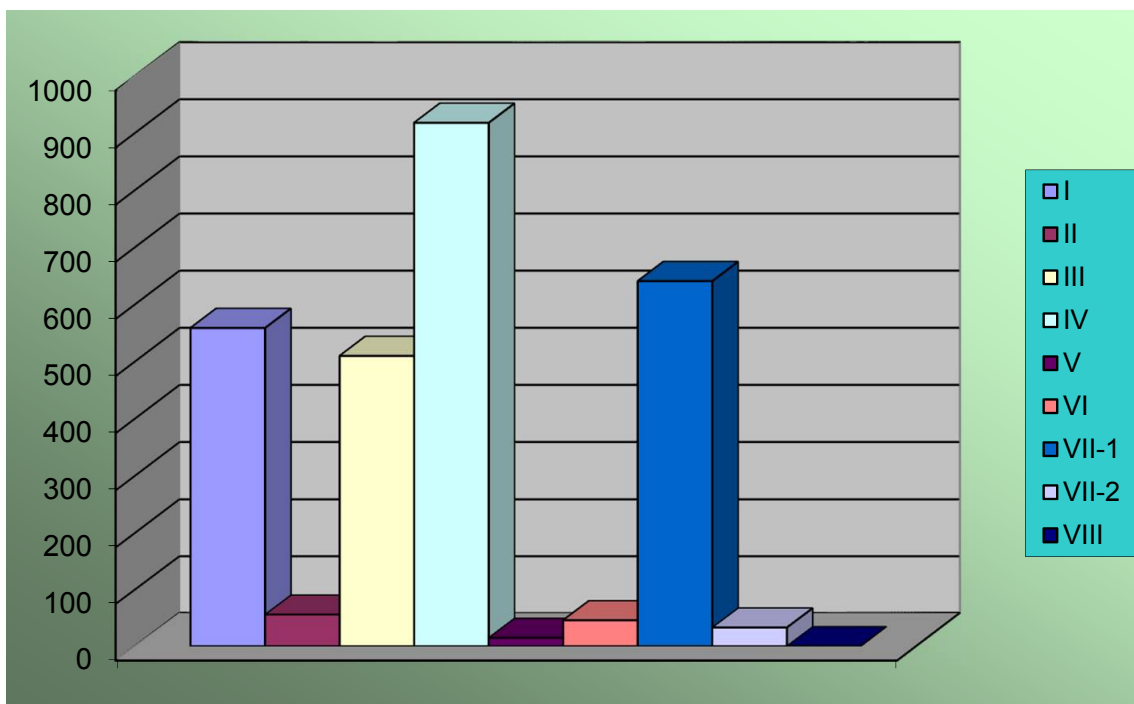
UNEMPLOYED DEACTIVATED FROM REGISTER BY MUNICIPALITIES, GENDER AND EDUCATIONAL LEVEL IN MARTU 2017

| Redni broj --- Row number | Opština --- Municipality | Ukupno Total | Žene Woman | % žena Share of women | Stepen stručne spreme | | | | | |
|---------------------------------|--------------------------------------|-----------------|---------------|--------------------------|------------------------|----------------------|------------------------|----------------------|------------------------|----------------------|
| | | | | | I | | II | | III | |
| | | | | | Ukupno --- Total | Žene --- Women | Ukupno --- Total | Žene --- Women | Ukupno --- Total | Žene --- Women |
| 1. | Andrijevica | 19 | 11 | 57.9 | 3 | 2 | 0 | 0 | 7 | 4 |
| 2. | Berane | 347 | 163 | 47.0 | 136 | 66 | 6 | 3 | 59 | 21 |
| 3. | Budva | 101 | 60 | 59.4 | 13 | 9 | 2 | 2 | 15 | 8 |
| 4. | Bijelo Polje | 156 | 62 | 39.7 | 30 | 11 | 0 | 0 | 34 | 9 |
| 5. | Bar | 190 | 116 | 61.1 | 44 | 26 | 7 | 4 | 31 | 15 |
| 6. | Cetinje | 53 | 29 | 54.7 | 15 | 6 | 3 | 3 | 5 | 2 |
| 7. | Danilovgrad | 110 | 50 | 45.5 | 17 | 9 | 3 | 3 | 28 | 11 |
| 8. | Herceg Novi | 171 | 100 | 58.5 | 6 | 3 | 15 | 13 | 47 | 24 |
| 9. | Kolašin | 32 | 18 | 56.3 | 2 | 0 | 0 | 0 | 5 | 1 |
| 10. | Kotor | 75 | 45 | 60.0 | 7 | 3 | 2 | 2 | 17 | 11 |
| 11. | Mojkovac | 42 | 16 | 38.1 | 5 | 2 | 2 | 1 | 15 | 5 |
| 12. | Nikšić | 227 | 115 | 50.7 | 25 | 10 | 4 | 2 | 48 | 21 |
| 13. | Podgorica | 743 | 400 | 53.8 | 121 | 59 | 7 | 5 | 96 | 41 |
| 14. | Plav | 58 | 23 | 39.7 | 13 | 9 | 0 | 0 | 14 | 2 |
| 15. | Pljevlja | 135 | 64 | 47.4 | 16 | 8 | 1 | 0 | 29 | 10 |
| 16. | Plužine | 10 | 2 | 20.0 | 1 | 1 | 0 | 0 | 5 | 0 |
| 17. | Rožaje | 183 | 90 | 49.2 | 79 | 42 | 0 | 0 | 30 | 7 |
| 18. | Šavnik | 8 | 1 | 12.5 | 0 | 0 | 0 | 0 | 3 | 0 |
| 19. | Tivat | 37 | 24 | 64.9 | 2 | 1 | 3 | 3 | 5 | 3 |
| 20. | Ulcinj | 77 | 52 | 67.5 | 24 | 18 | 1 | 1 | 15 | 9 |
| 21. | Žabljak | 4 | 1 | 25.0 | 0 | 0 | 0 | 0 | 2 | 0 |
| | Ukupno --- Total | 2778 | 1442 | 51.9 | 559 | 285 | 56 | 42 | 510 | 204 |

G 10

PRESTANAK VOĐENJA EVIDENCIJE NEZAPOSLENIH LICA PREMA STEPENU STRUČNE SPREME U MARTU 2017. GODINE

UNEMPLOYED DEACTIVATED FROM REGISTER BY EDUCATIONAL LEVEL IN MARCH 2017

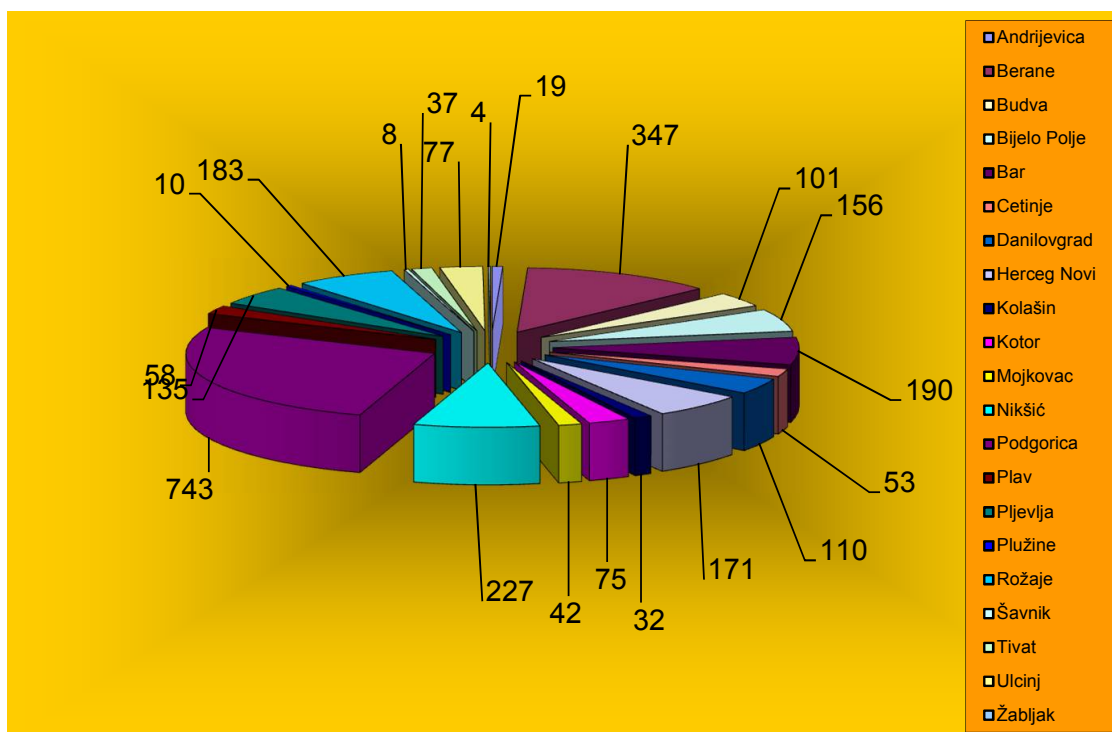


| Educational level | | | | | | | | | | | |
|-------------------|---------------|-----------------|---------------|-----------------|---------------|-----------------|---------------|-----------------|---------------|-----------------|---------------|
| IV | | V | | VI | | VII-1 | | VII-2 | | VIII | |
| Ukupno Total | Žene Women | Ukupno Total | Žene Women | Ukupno Total | Žene Women | Ukupno Total | Žene Women | Ukupno Total | Žene Women | Ukupno Total | Žene Women |
| 3 | 3 | 0 | 0 | 0 | 0 | 5 | 2 | 1 | 0 | 0 | 0 |
| 110 | 55 | 0 | 0 | 4 | 1 | 31 | 16 | 1 | 1 | 0 | 0 |
| 34 | 23 | 0 | 0 | 1 | 1 | 34 | 17 | 2 | 0 | 0 | 0 |
| 56 | 23 | 1 | 0 | 1 | 0 | 33 | 18 | 1 | 1 | 0 | 0 |
| 55 | 33 | 2 | 0 | 7 | 3 | 42 | 35 | 2 | 0 | 0 | 0 |
| 14 | 10 | 0 | 0 | 1 | 1 | 14 | 6 | 1 | 1 | 0 | 0 |
| 44 | 21 | 2 | 0 | 0 | 0 | 15 | 6 | 1 | 0 | 0 | 0 |
| 55 | 28 | 1 | 0 | 5 | 3 | 41 | 29 | 1 | 0 | 0 | 0 |
| 16 | 11 | 0 | 0 | 0 | 0 | 9 | 6 | 0 | 0 | 0 | 0 |
| 24 | 15 | 0 | 0 | 3 | 3 | 22 | 11 | 0 | 0 | 0 | 0 |
| 14 | 6 | 0 | 0 | 0 | 0 | 6 | 2 | 0 | 0 | 0 | 0 |
| 75 | 35 | 1 | 0 | 6 | 4 | 64 | 40 | 4 | 3 | 0 | 0 |
| 282 | 141 | 6 | 4 | 14 | 10 | 205 | 132 | 12 | 8 | 0 | 0 |
| 11 | 5 | 2 | 0 | 0 | 0 | 18 | 7 | 0 | 0 | 0 | 0 |
| 57 | 30 | 0 | 0 | 0 | 0 | 31 | 15 | 1 | 1 | 0 | 0 |
| 4 | 1 | 0 | 0 | 0 | 0 | 0 | 0 | 0 | 0 | 0 | 0 |
| 29 | 17 | 0 | 0 | 3 | 2 | 37 | 17 | 5 | 5 | 0 | 0 |
| 4 | 1 | 0 | 0 | 0 | 0 | 1 | 0 | 0 | 0 | 0 | 0 |
| 9 | 7 | 0 | 0 | 0 | 0 | 18 | 10 | 0 | 0 | 0 | 0 |
| 21 | 15 | 0 | 0 | 1 | 0 | 14 | 8 | 1 | 1 | 0 | 0 |
| 1 | 0 | 0 | 0 | 0 | 0 | 1 | 1 | 0 | 0 | 0 | 0 |
| 918 | 480 | 15 | 4 | 46 | 28 | 641 | 378 | 33 | 21 | 0 | 0 |

PRESTANAK VOĐENJA EVIDENCIJE NEZAPOSLENIH LICA
PREMA OPŠTINAMA U MJESECU MARTU 2017. GODINE

G 11

UNEMPLOYED DEACTIVATED FROM REGISTER BY MUNICIPALITIES IN MARCH 2017



T 8

RAZLOZI PRESTANKA VOĐENJA EVIDENCIJE NEZAPOSLENIH LICA PREMA DUŽINI ČEKANJA NA ZAPOSLENJE U MARTU 2017. GODINE

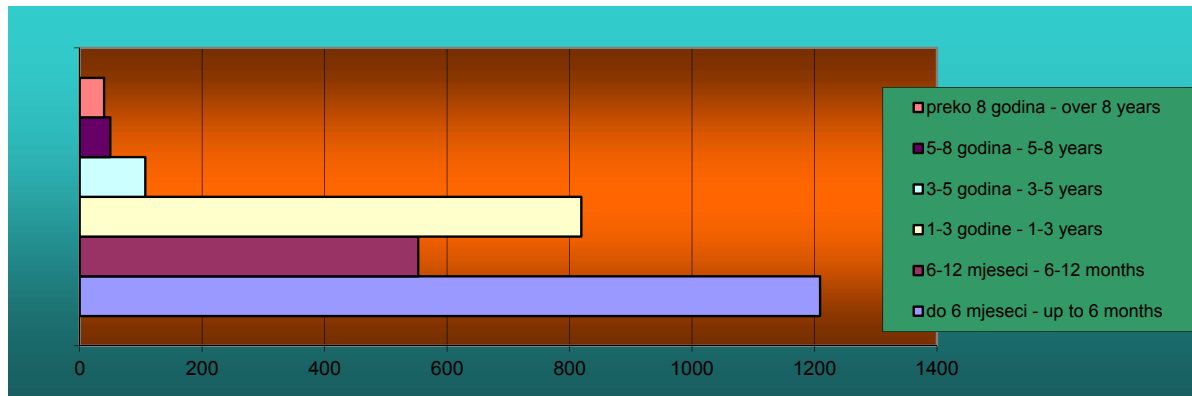
REASONS FOR TERMINATION OF KEEPING EVIDENCE ON UNEMPLOYED PERSONS BY DURATION OF UNEMPLOYMENT IN MARCH 2017

| Redni broj --- Row number | Razlozi prestanka vođenja evidencije o nezaposlenim licima | Ukupno --- Total | Dužina čekanja na zaposlenje | | |
|---------------------------------|--|------------------------|---------------------------------------|--|------------------------------------|
| | | | Do 6 mjeseci --- Up to 6 months | 6 - 12 mjeseci --- 6 - 12 months | 1 - 3 godine --- 1 - 3 years |
| | UKUPNO | 2778 | 1209 | 553 | 819 |
| 1. | Zasnivanje radnog odnosa sa punim radnim vremenom na određeno vrijeme | 915 | 401 | 139 | 297 |
| 2. | Aktivno ne traži zaposlenje | 399 | 187 | 84 | 108 |
| 3. | Zasnivanje radnog odnosa sa punim radnim vremenom na neodređeno vrijeme | 38 | 11 | 8 | 13 |
| 4. | Ostvarenje prava na starosnu ili invalidsku penziju | 43 | 8 | 1 | 12 |
| 5. | Korišćenje kredita za samozapošljavanje - 1999 | 1 | 1 | 0 | 0 |
| 6. | Odlazak na rad u inostranstvo, a nije podnešan zahtjev za posredovanjem u Crnoj Gori | 13 | 6 | 4 | 3 |
| 7. | Lica na stručnom osposobljavanju | 2 | 1 | 0 | 0 |
| 8. | Penzionisan UCG | 9 | 1 | 3 | 0 |
| 9. | Neopravdano nejavljanje, ili neodazivanje na poziv organizacije za zapošljavanje | 1096 | 482 | 264 | 310 |
| 10. | Samoinicijativno odjavljivanje sa evidencije organizacije za zapošljavanje | 5 | 3 | 0 | 2 |
| 11. | Smrt nezaposlenog lica | 7 | 3 | 1 | 3 |
| 12. | Sezonski rad | 194 | 81 | 37 | 60 |
| 13. | Promjena mjesta prijavljivanja | 18 | 8 | 1 | 4 |
| 14. | Kada nezaposleno lice stekne svojstvo učenika odnosno redovnog studenta | 2 | 1 | 1 | 0 |
| 15. | Penzionisan-UCG | 0 | | | |
| 16. | Lica zaposlena u svojstvu pripravnika | 5 | 1 | 1 | 1 |
| 17. | Lice angažovano u javnom radu | 1 | 0 | 1 | 0 |
| 18. | Kada nezaposleno lice odbije radno angažovanje | 5 | 3 | 0 | 1 |
| 19. | Zaposlen UCG | 9 | 6 | 1 | 2 |
| 20. | Student | 4 | 1 | 2 | 1 |
| 21. | Kada nezaposleno lice napuni 67 godina života | 10 | 3 | 5 | 2 |
| 22. | Kada nezaposleno lice stupi na izdržavanje kazne zatvora | 2 | 1 | 0 | 0 |

G 12

STRUKTURA PRESTANKA VOĐENJA EVIDENCIJE NEZAPOSLENIH LICA PREMA DUŽINI ČEKANJA NA ZAPOSLENJE U MARTU 2017. GODINE


STRUCTURE OF UNEMPLOYED PERSONS DEACTIVATED FROM REGISTER BY DURATION OF UNEMPLOYMENT IN MARCH 2017



| Duration of unemployment | | |
|-------------------------------------|-------------------------------------|--|
| 3 - 5 godina ---- 3 - 5 years | 5 - 8 godina ---- 5 - 8 years | Preko 8 godina ---- Over 8 years |
| 107 | 50 | 40 |
| 50 | 19 | 9 |
| 6 | 7 | 7 |
| 6 | 0 | 0 |
| 2 | 7 | 13 |
| 0 | 0 | 0 |
| 0 | 0 | 0 |
| 0 | 1 | 0 |
| 0 | 3 | 2 |
| 24 | 11 | 5 |
| 0 | 0 | 0 |
| 0 | 0 | 0 |
| 15 | 0 | 1 |
| 0 | 2 | 3 |
| 0 | 0 | 0 |
| 2 | 0 | 0 |
| 0 | 0 | 0 |
| 1 | 0 | 0 |
| 0 | 0 | 0 |
| 0 | 0 | 0 |
| 0 | 0 | 0 |
| 1 | 0 | 0 |

RAZLOZI PRESTANKA VOĐENJA EVIDENCIJE NEZAPOSLENIH LICA SA NAJVEĆOM UČESTALOŠĆU
U MARTU 2017. GODINE
MOST FREQUENT REASONS FOR TERMINATION OF KEEPING EVIDENCE OF UNEMPLOYED PERSONS IN MARCH 2017

G 13



T 9

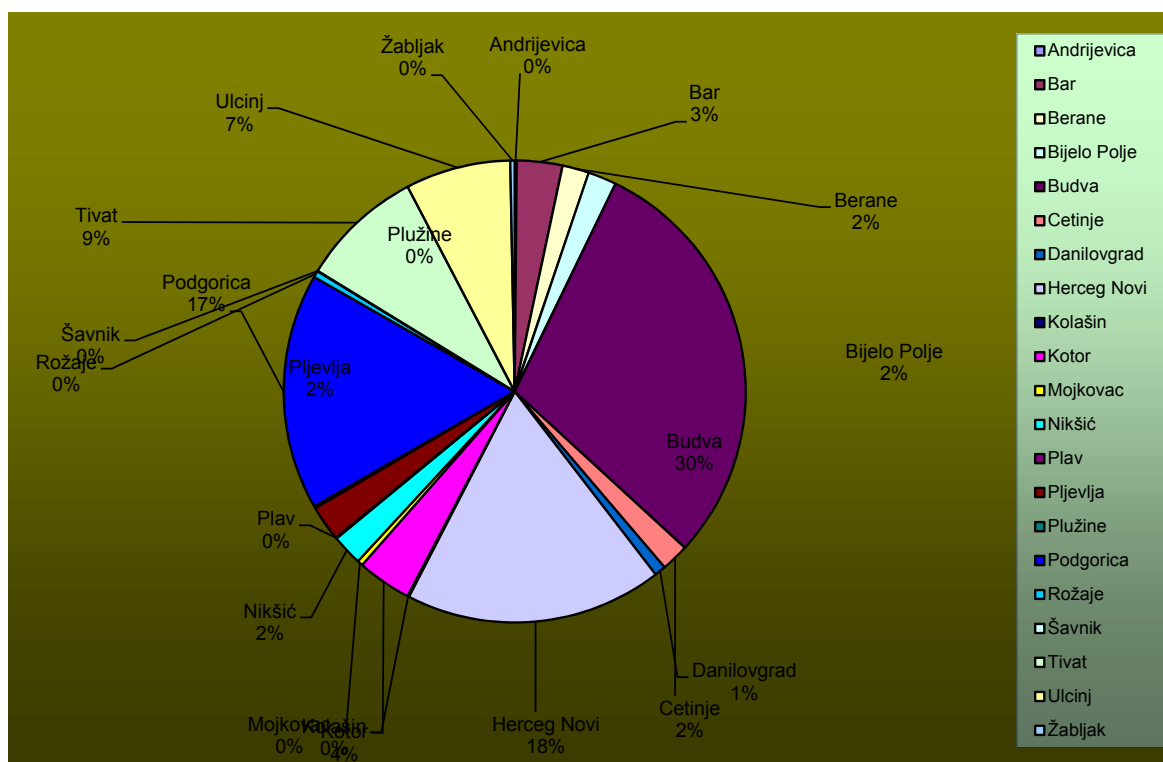
PREGLED SLOBODNIH RADNIH MJESTA PREMA OPŠTINAMA, STRUČNOJ SPREMI I POLU U MJESECU MARTU 2017. GODINE

VACANCIES BY MUNICIPALITIES, EDUCATIONAL LEVEL AND GENDER IN MARCH 2017

| Redni broj --- Row number | Opština --- Municipality | Ukupno (03/2013) Total | Pripravnici (03/2013) Trainees | Stepen stručne spreme | | | | | | | |
|---------------------------------|--------------------------------------|------------------------------|--------------------------------------|-----------------------|-----------------|-----------------|-------------------------|-----------------|-------------------------|----|--|
| | | | | I | | II | | III | | IV | |
| | | | | Ukupno Total | Ukupno Total | Ukupno Total | Pripravnici Trainees | Ukupno Total | Pripravnici Trainees | | |
| 1. | Andrijevica | 5 | 0 | 0 | 0 | 0 | 0 | 1 | 0 | | |
| 2. | Bar | 117 | 0 | 18 | 5 | 44 | 0 | 31 | 0 | | |
| 3. | Berane | 68 | 1 | 6 | 0 | 27 | 0 | 16 | 0 | | |
| 4. | Bijelo Polje | 73 | 0 | 28 | 0 | 17 | 0 | 8 | 0 | | |
| 5. | Budva | 1083 | 0 | 432 | 291 | 124 | 0 | 188 | 0 | | |
| 6. | Cetinje | 71 | 0 | 15 | 2 | 20 | 0 | 22 | 0 | | |
| 7. | Danilovgrad | 29 | 0 | 10 | 0 | 8 | 0 | 6 | 0 | | |
| 8. | Herceg Novi | 659 | 0 | 299 | 113 | 120 | 0 | 91 | 0 | | |
| 9. | Kolašin | 4 | 0 | 0 | 0 | 0 | 0 | 1 | 0 | | |
| 10. | Kotor | 139 | 3 | 19 | 7 | 58 | 0 | 35 | 0 | | |
| 11. | Mojkovac | 14 | 0 | 1 | 0 | 0 | 0 | 3 | 0 | | |
| 12. | Nikšić | 79 | 0 | 18 | 1 | 12 | 0 | 25 | 0 | | |
| 13. | Plav | 2 | 0 | 0 | 0 | 0 | 0 | 1 | 0 | | |
| 14. | Pljevlja | 91 | 0 | 10 | 4 | 32 | 0 | 23 | 0 | | |
| 15. | Plužine | 5 | 0 | 0 | 0 | 1 | 0 | 0 | 0 | | |
| 16. | Podgorica | 605 | 11 | 107 | 14 | 55 | 0 | 210 | 7 | | |
| 17. | Rožaje | 17 | 0 | 4 | 0 | 1 | 0 | 4 | 0 | | |
| 18. | Šavnik | 1 | 0 | 0 | 0 | 0 | 0 | 0 | 0 | | |
| 19. | Tivat | 314 | 20 | 9 | 50 | 99 | 0 | 136 | 20 | | |
| 20. | Ulcinj | 269 | 1 | 106 | 16 | 102 | 0 | 29 | 0 | | |
| 21. | Žabljak | 11 | 0 | 5 | 0 | 1 | 0 | 4 | 0 | | |
| | Ukupno --- Total | 3656 | 36 | 1087 | 503 | 721 | 0 | 834 | 27 | | |

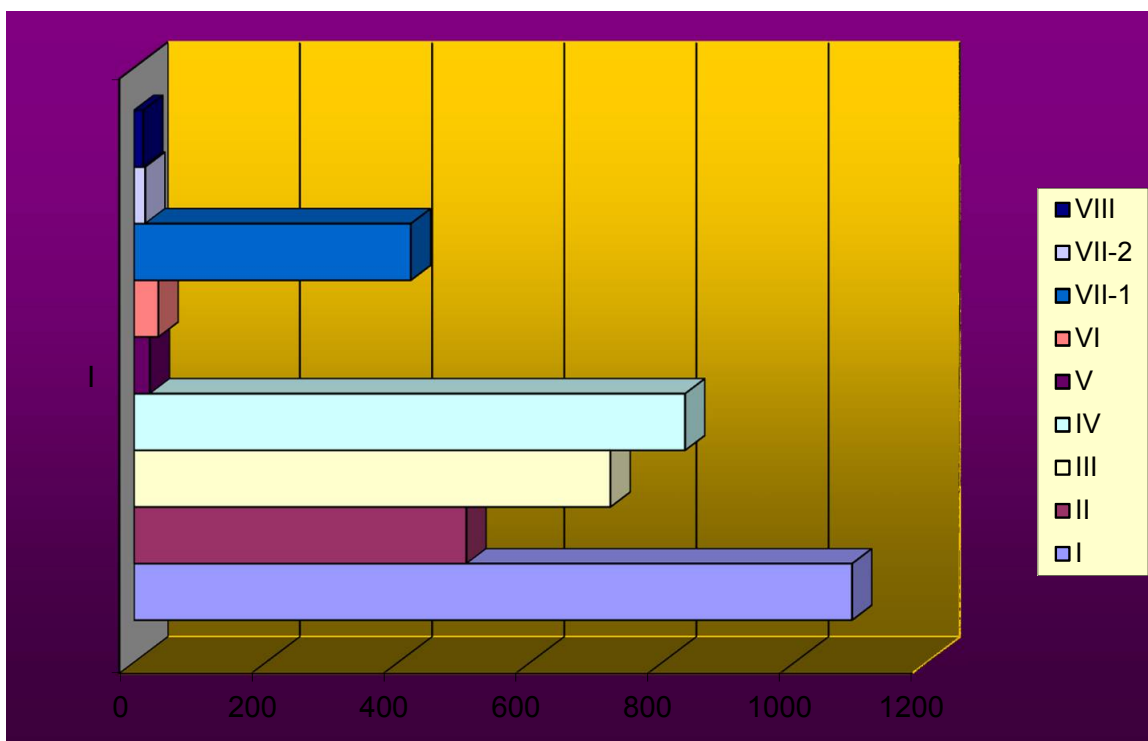
G 14

STRUKTURA SLOBODNIH RADNIH MJESTA PREMA OPŠTINAMA U MJESECU MARTU 2016. GODINE STRUCTURE OF VACANCIES BY MUNICIPALITIES IN MARCH 2016



| Educational level | | | | | | | | | |
|-------------------|----------------------|--------------|----------------------|--------------|----------------------|--------------|----------------------|--------------|----------------------|
| V | | VI | | VII-1 | | VII-2 | | VIII | |
| Ukupno Total | Pripravnici Trainees | Ukupno Total | Pripravnici Trainees | Ukupno Total | Pripravnici Trainees | Ukupno Total | Pripravnici Trainees | Ukupno Total | Pripravnici Trainees |
| 0 | 0 | 0 | 0 | 4 | 0 | 0 | 0 | 0 | 0 |
| 7 | 0 | 2 | 0 | 9 | 0 | 1 | 0 | 0 | 0 |
| 0 | 0 | 1 | 0 | 18 | 1 | 0 | 0 | 0 | 0 |
| 0 | 0 | 4 | 0 | 16 | 0 | 0 | 0 | 0 | 0 |
| 13 | 0 | 2 | 0 | 33 | 0 | 0 | 0 | 0 | 0 |
| 0 | 0 | 2 | 0 | 10 | 0 | 0 | 0 | 0 | 0 |
| 0 | 0 | 0 | 0 | 5 | 0 | 0 | 0 | 0 | 0 |
| 1 | 0 | 5 | 0 | 28 | 0 | 2 | 0 | 0 | 0 |
| 1 | 0 | 1 | 0 | 1 | 0 | 0 | 0 | 0 | 0 |
| 0 | 0 | 2 | 1 | 17 | 2 | 0 | 0 | 1 | 0 |
| 0 | 0 | 0 | 0 | 10 | 0 | 0 | 0 | 0 | 0 |
| 0 | 0 | 3 | 0 | 20 | 0 | 0 | 0 | 0 | 0 |
| 0 | 0 | 0 | 0 | 1 | 0 | 0 | 0 | 0 | 0 |
| 0 | 0 | 0 | 0 | 20 | 0 | 2 | 0 | 0 | 0 |
| 0 | 0 | 0 | 0 | 4 | 0 | 0 | 0 | 0 | 0 |
| 0 | 0 | 8 | 0 | 186 | 4 | 12 | 0 | 13 | 0 |
| 0 | 0 | 0 | 0 | 8 | 0 | 0 | 0 | 0 | 0 |
| 0 | 0 | 0 | 0 | 1 | 0 | 0 | 0 | 0 | 0 |
| 2 | 0 | 4 | 0 | 14 | 0 | 0 | 0 | 0 | 0 |
| 0 | 0 | 3 | 0 | 13 | 1 | 0 | 0 | 0 | 0 |
| 0 | 0 | 0 | 0 | 1 | 0 | 0 | 0 | 0 | 0 |
| 24 | 0 | 37 | 1 | 419 | 8 | 17 | 0 | 14 | 0 |

STRUKTURA SLOBODNIH RADNIH MJESTA PREMA STEPENU STRUČNE SPREME
U MJESECU MARTU 2016. GODINE
STRUCTURE OF VACANCIES BY EDUCATIONAL LEVEL IN MARCH 2016



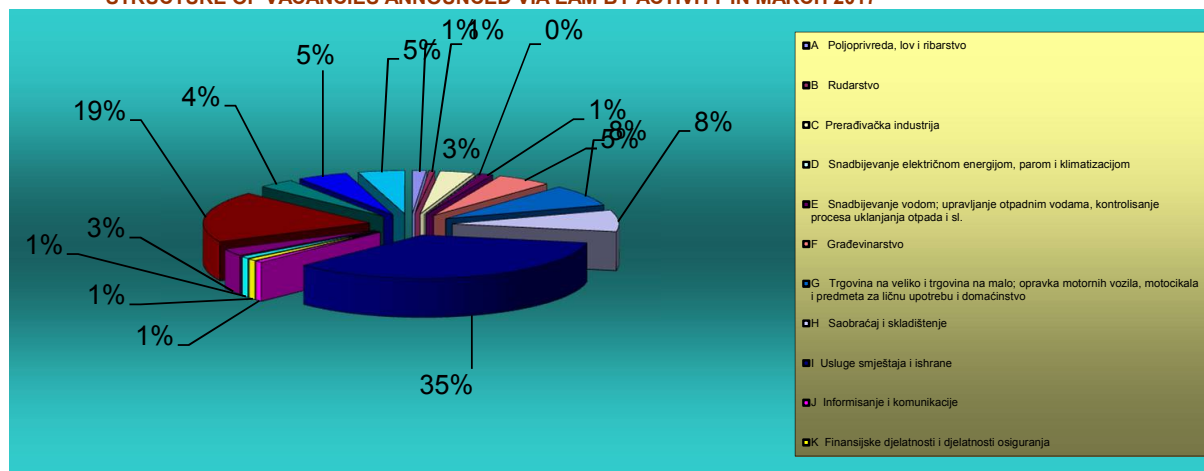
T 10

PREGLED OGLAŠENIH SLOBODNIH RADNIH MJESTA POSREDSTVOM ZZZCG PREMA DJELATNOSTIMA I STRUČNOJ SPREMI U MJESECU MARTU 2017. GODINE VACANCIES ANNOUNCED VIA EAM BY ACTIVITY AND EDUCATIONAL LEVEL IN MARCH 2017

| Djelatnost | UKUPNO TOTAL | Pripravnici Trainees | Stepen stručne spreme | | | | | |
|---|-----------------|-------------------------|-----------------------|-----------------|-----------------|-------------------------|-----------------|-------------------------|
| | | | I | II | III | | IV | |
| | | | Ukupno Total | Ukupno Total | Ukupno Total | Pripravnici Trainees | Ukupno Total | Pripravnici Trainees |
| A Poljoprivreda, lov i ribarstvo | 48 | 6 | 26 | 0 | 8 | 0 | 11 | 6 |
| B Rudarstvo | 21 | 0 | 19 | 0 | 2 | 0 | 0 | 0 |
| C Prerađivačka industrija | 122 | 0 | 13 | 10 | 60 | 0 | 30 | 0 |
| D Snadbijevanje električnom energijom, parom i klimatizacijom | 3 | 0 | 0 | 0 | 2 | 0 | 0 | 0 |
| E Snadbijevanje vodom; upravljanje otpadnim vodama, kontrolisanje procesa uklanjanja otpada i sl. | 43 | 1 | 23 | 1 | 8 | 0 | 4 | 1 |
| F Građevinarstvo | 192 | 1 | 34 | 14 | 90 | 0 | 18 | 0 |
| G Trgovina na veliko i trgovina na malo; opravka motornih vozila, motocikala i predmeta za ličnu upotrebu i domaćinstvo | 288 | 1 | 38 | 24 | 109 | 0 | 86 | 0 |
| H Saobraćaj i skladištenje | 287 | 20 | 15 | 39 | 100 | 0 | 125 | 20 |
| I Usluge smještaja i ishrane | 1251 | 1 | 361 | 385 | 283 | 0 | 193 | 0 |
| J Informisanje i komunikacije | 25 | 0 | 0 | 0 | 1 | 0 | 13 | 0 |
| K Finansijske djelatnosti i djelatnosti osiguranja | 30 | 0 | 0 | 0 | 0 | 0 | 10 | 0 |
| L Poslovanje nekretninama | 31 | 0 | 12 | 5 | 3 | 0 | 6 | 0 |
| M Stručne, naučne, inovacione i tehničke djelatnosti | 99 | 2 | 23 | 12 | 16 | 0 | 18 | 0 |
| N Administrativne i pomoćne uslužne djelatnosti | 691 | 0 | 467 | 1 | 13 | 0 | 188 | 0 |
| O Državna uprava i odbrana; obavezno socijalno osiguranje | 127 | 3 | 2 | 0 | 3 | 0 | 47 | 0 |
| P Obrazovanje | 178 | 0 | 15 | 0 | 7 | 0 | 11 | 0 |
| Q Zdravstvena i socijalna zaštita | 163 | 0 | 21 | 10 | 11 | 0 | 58 | 0 |
| R Umjetnost, zabava i rekreacija | 21 | 0 | 6 | 0 | 3 | 0 | 2 | 0 |
| S Ostale uslužne djelatnosti | 36 | 1 | 12 | 2 | 2 | 0 | 14 | 0 |
| T Djelatnost domaćinstva kao poslodavca, koja proizvode dobra i usluge za sopstvene potrebe | 0 | 0 | 0 | 0 | 0 | 0 | 0 | 0 |
| U Djelatnost eksteritorijalnih tijela | 0 | 0 | 0 | 0 | 0 | 0 | 0 | 0 |
| UKUPNO | 3656 | 36 | 1087 | 503 | 721 | 0 | 834 | 27 |

G 16

STRUKTURA OGLAŠENIH SLOBODNIH RADNIH MJESTA POSREDSTVOM ZZZCG PREMA DJELATNOSTIMA U MJESECU MARTU 2017. GODINE STRUCTURE OF VACANCIES ANNOUNCED VIA EAM BY ACTIVITY IN MARCH 2017

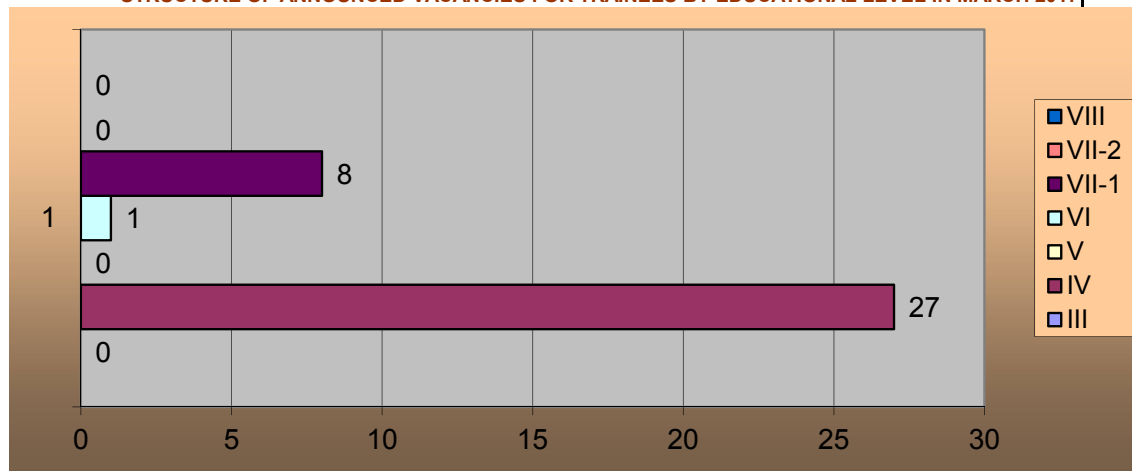


| Educational level | | | | | | | | | | Sector of economic activity |
|-------------------|----------------------|--------------|----------------------|--------------|----------------------|--------------|----------------------|--------------|----------------------|--|
| V | | VI | | VII-1 | | VII-2 | | VIII | | |
| Ukupno Total | Pripravnici Trainees | Ukupno Total | Pripravnici Trainees | Ukupno Total | Pripravnici Trainees | Ukupno Total | Pripravnici Trainees | Ukupno Total | Pripravnici Trainees | |
| 0 | 0 | 0 | 0 | 3 | 0 | 0 | 0 | 0 | 0 | A Agriculture, hunting and fishing |
| 0 | 0 | 0 | 0 | 0 | 0 | 0 | 0 | 0 | 0 | B Mining |
| 0 | 0 | 0 | 0 | 9 | 0 | 0 | 0 | 0 | 0 | C Processing industry |
| 0 | 0 | 0 | 0 | 1 | 0 | 0 | 0 | 0 | 0 | D Electricity supply, steam supply and air conditioning |
| 0 | 0 | 1 | 0 | 6 | 0 | 0 | 0 | 0 | 0 | E Water supply, waste water management, waste disposal control etc. |
| 1 | 0 | 1 | 0 | 34 | 1 | 0 | 0 | 0 | 0 | F Construction |
| 0 | 0 | 1 | 1 | 29 | 0 | 1 | 0 | 0 | 0 | G Wholesale and retail trade; repair of motor vehicles, motorcycles and personal and household items |
| 0 | 0 | 2 | 0 | 6 | 0 | 0 | 0 | 0 | 0 | H Transportation and storage |
| 20 | 0 | 3 | 0 | 6 | 1 | 0 | 0 | 0 | 0 | I Accommodation and catering services |
| 0 | 0 | 0 | 0 | 9 | 0 | 2 | 0 | 0 | 0 | J Information and communication |
| 0 | 0 | 2 | 0 | 17 | 0 | 1 | 0 | 0 | 0 | K Financial and insurance activities |
| 1 | 0 | 0 | 0 | 3 | 0 | 1 | 0 | 0 | 0 | L Real estate business |
| 0 | 0 | 1 | 0 | 29 | 2 | 0 | 0 | 0 | 0 | M Professional, scientific, innovative and technical activities |
| 0 | 0 | 0 | 0 | 22 | 0 | 0 | 0 | 0 | 0 | N Administrative and auxiliary service activities |
| 1 | 0 | 1 | 0 | 73 | 3 | 0 | 0 | 0 | 0 | O State administration and defense; mandatory social insurance |
| 1 | 0 | 23 | 0 | 106 | 0 | 1 | 0 | 14 | 0 | |
| 0 | 0 | 2 | 0 | 53 | 0 | 8 | 0 | 0 | 0 | Q Health care and social care |
| 0 | 0 | 0 | 0 | 7 | 0 | 3 | 0 | 0 | 0 | R Art, leisure and recreation |
| 0 | 0 | 0 | 0 | 6 | 1 | 0 | 0 | 0 | 0 | S Other service activities |
| 0 | 0 | 0 | 0 | 0 | 0 | 0 | 0 | 0 | 0 | T Activity of household-based employers, producing goods and services for own use |
| 0 | 0 | 0 | 0 | 0 | 0 | 0 | 0 | 0 | 0 | |
| 24 | 0 | 37 | 1 | 507 | 8 | 17 | 0 | 14 | 0 | Total |

STRUKTURA OGLAŠENIH SLOBODNIH RADNIH MJESTA ZA PRIPRAVNIKE PREMA STEPENU STRUČNE SPREME U MJESECU MARTU 2017. GODINE

STRUCTURE OF ANNOUNCED VACANCIES FOR TRAINEES BY EDUCATIONAL LEVEL IN MARCH 2017

G 17



T 11

PREGLED OGLAŠENIH SLOBODNIH RADNIH MJESTA PREMA VRSTI RADNOG MJESTA, VRSTI RADNOG ODNOSA I STEPENU STRUČNE SPREME U MARTU 2017. GODINE

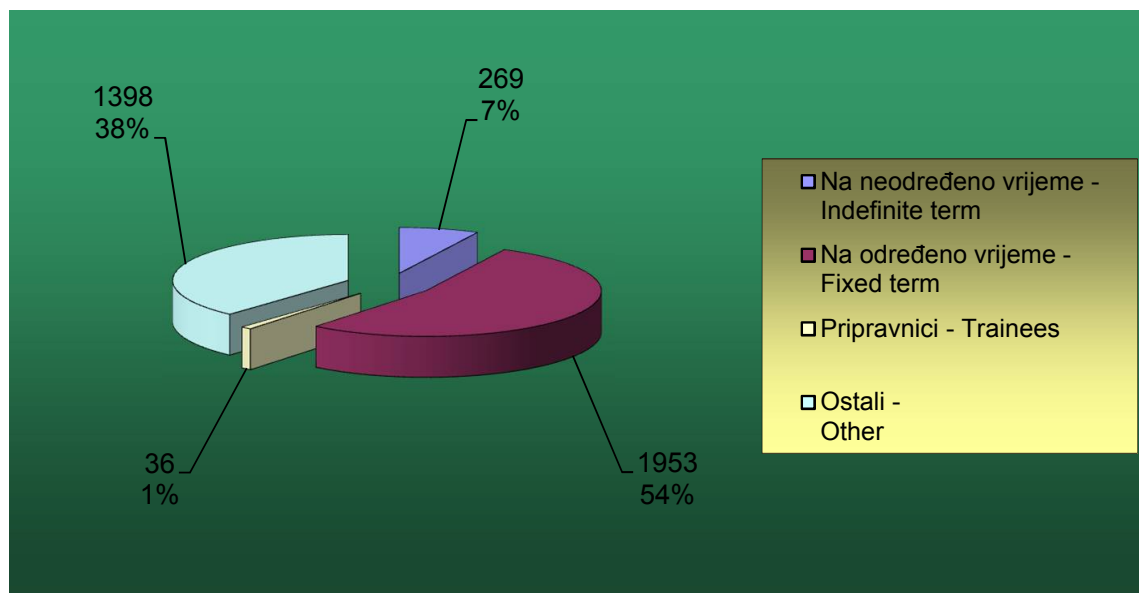
ANNOUNCED VACANCIES BY JOB TYPE, EMPLOYMENT CONTRACT TYPE AND EDUCATIONAL LEVEL IN MARCH 2017

| Stepen stručne spreme Educational level | Ukupno Total | Vrsta radnog mjesta Type of job | | Vrsta radnog odnosa of employment | | | |
|--|-----------------|------------------------------------|-------------------------|---|--|---------------------------|-------------------|
| | | Novootvorena - Newly created | Upraznjena - Vacancy | Na neodređeno vrijeme - Indefinite term | Na određeno vrijeme - Fixed term | Pripravnici - Trainees | Ostali - Other |
| I | 1087 | 673 | 414 | 29 | 689 | 0 | 369 |
| II | 503 | 84 | 419 | 11 | 98 | 0 | 394 |
| III | 721 | 305 | 416 | 46 | 339 | 0 | 336 |
| IV | 834 | 361 | 473 | 91 | 442 | 27 | 274 |
| V | 24 | 1 | 23 | 2 | 3 | 0 | 19 |
| VI | 37 | 11 | 26 | 5 | 29 | 1 | 2 |
| VII-1 | 419 | 118 | 301 | 83 | 324 | 8 | 4 |
| VII-2 | 17 | 4 | 13 | 2 | 15 | 0 | 0 |
| VIII | 14 | 1 | 13 | 0 | 14 | 0 | 0 |
| UKUPNO - TOTAL | 3656 | 1558 | 2098 | 269 | 1953 | 36 | 1398 |

G 18

STRUKTURA OGLAŠENIH SLOBODNIH RADNIH MJESTA PREMA VRSTI RADNOG ODNOSA U MJESECU MARTU 2017. GODINE

STRUCTURE OF ANNOUNCED VACANCIES BY EMPLOYMENT CONTRACT TYPE IN MARCH 2017



Mjesečni statistički bilten

Mart 2017. godine

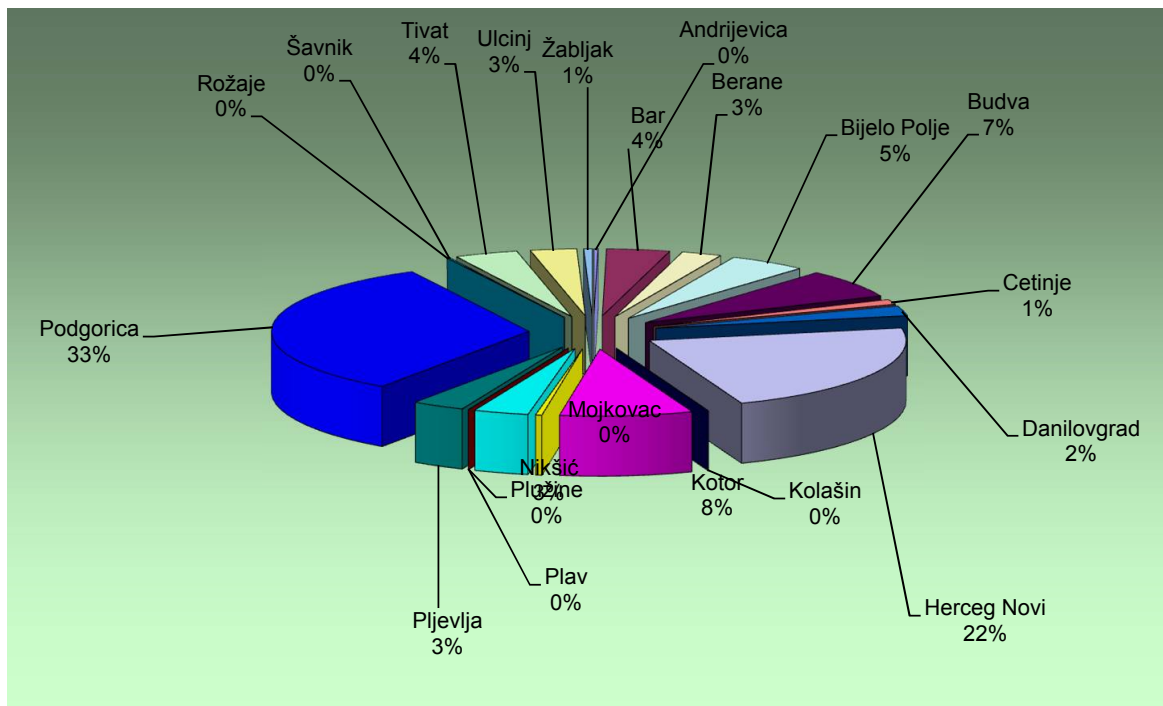
| Redni broj ---- Row number | Opština ---- Municipality | Ukupan broj novozaposlenih lica (podaci Fonda PIO) - Total number of newly employed (fund PIO data) | Broj lica zaposlenih posredstvom ZZZCG - Number of employed through EAM brokerage | Pripravnici Trainees | Stepen stručne spreme | | | |
|----------------------------------|---------------------------------------|---|---|-------------------------|-----------------------|-----------------|-----------------|-------------------------|
| | | | | | I | II | III | |
| | | | | | Ukupno Total | Ukupno Total | Ukupno Total | Pripravnici Trainees |
| 1. | Andrijevica | | 2 | 0 | 0 | 0 | 0 | 0 |
| 2. | Bar | | 30 | 0 | 3 | 0 | 3 | 0 |
| 3. | Berane | | 19 | 4 | 5 | 0 | 2 | 0 |
| 4. | Bijelo Polje | | 37 | 1 | 1 | 0 | 3 | 0 |
| 5. | Budva | | 52 | 0 | 3 | 7 | 17 | 0 |
| 6. | Cetinje | | 9 | 1 | 3 | 0 | 0 | 0 |
| 7. | Danilovgrad | | 18 | 0 | 1 | 0 | 6 | 0 |
| 8. | Herceg Novi | | 168 | 1 | 19 | 23 | 46 | 0 |
| 9. | Kolašin | | 0 | 0 | 0 | 0 | 0 | 0 |
| 10. | Kotor | | 63 | 1 | 6 | 4 | 16 | 0 |
| 11. | Mojkovac | | 3 | 0 | 0 | 0 | 0 | 0 |
| 12. | Nikšić | | 26 | 0 | 6 | 0 | 5 | 0 |
| 13. | Plav | | 0 | 0 | 0 | 0 | 0 | 0 |
| 14. | Plužine | | 0 | 0 | 0 | 0 | 0 | 0 |
| 15. | Pljevlja | | 25 | 2 | 3 | 0 | 6 | 0 |
| 16. | Podgorica | | 249 | 5 | 24 | 1 | 25 | 0 |
| 17. | Rožaje | | 1 | 0 | 0 | 0 | 0 | 0 |
| 18. | Šavnik | | 0 | 0 | 0 | 0 | 0 | 0 |
| 19. | Tivat | | 30 | 6 | 1 | 1 | 3 | 0 |
| 20. | Ulcinj | | 22 | 0 | 10 | 0 | 3 | 0 |
| 21. | Žabljak | | 4 | 0 | 0 | 0 | 0 | 0 |
| | Ukupno ---- Total | 0 | 758 | 21 | 85 | 36 | 135 | 0 |

BROJ ZAPOSLENIH LICA POSREDSTVOM
U N
NUMBER OF PERSONS EMPLOYED THROUGH

| Educational level | | | | | | | | | | | |
|-------------------|----------------------|--------------|----------------------|--------------|----------------------|--------------|----------------------|--------------|----------------------|--------------|----------------------|
| IV | | V | | VI | | VII-1 | | VII-2 | | VIII | |
| Ukupno Total | Pripravnici Trainees | Ukupno Total | Pripravnici Trainees | Ukupno Total | Pripravnici Trainees | Ukupno Total | Pripravnici Trainees | Ukupno Total | Pripravnici Trainees | Ukupno Total | Pripravnici Trainees |
| 0 | 0 | 0 | 0 | 0 | 0 | 2 | 0 | 0 | 0 | 0 | 0 |
| 17 | 0 | 0 | 0 | 1 | 0 | 6 | 0 | 0 | 0 | 0 | 0 |
| 8 | 4 | 0 | 0 | 0 | 0 | 4 | 0 | 0 | 0 | 0 | 0 |
| 16 | 1 | 1 | 0 | 0 | 0 | 15 | 0 | 1 | 0 | 0 | 0 |
| 16 | 0 | 1 | 0 | 2 | 0 | 5 | 0 | 0 | 0 | 1 | 0 |
| 3 | 1 | 0 | 0 | 0 | 0 | 3 | 0 | 0 | 0 | 0 | 0 |
| 7 | 0 | 0 | 0 | 0 | 0 | 4 | 0 | 0 | 0 | 0 | 0 |
| 32 | 1 | 0 | 0 | 6 | 0 | 40 | 0 | 1 | 0 | 1 | 0 |
| 0 | 0 | 0 | 0 | 0 | 0 | 0 | 0 | 0 | 0 | 0 | 0 |
| 21 | 0 | 0 | 0 | 0 | 0 | 15 | 1 | 1 | 0 | 0 | 0 |
| 2 | 0 | 0 | 0 | 0 | 0 | 1 | 0 | 0 | 0 | 0 | 0 |
| 8 | 0 | 0 | 0 | 3 | 0 | 3 | 0 | 1 | 0 | 0 | 0 |
| 0 | 0 | 0 | 0 | 0 | 0 | 0 | 0 | 0 | 0 | 0 | 0 |
| 0 | 0 | 0 | 0 | 0 | 0 | 0 | 0 | 0 | 0 | 0 | 0 |
| 8 | 2 | 0 | 0 | 0 | 0 | 8 | 0 | 0 | 0 | 0 | 0 |
| 72 | 4 | 0 | 0 | 7 | 0 | 112 | 1 | 8 | 0 | 0 | 0 |
| 1 | 0 | 0 | 0 | 0 | 0 | 0 | 0 | 0 | 0 | 0 | 0 |
| 0 | 0 | 0 | 0 | 0 | 0 | 0 | 0 | 0 | 0 | 0 | 0 |
| 7 | 0 | 0 | 0 | 0 | 0 | 18 | 6 | 0 | 0 | 0 | 0 |
| 5 | 0 | 1 | 0 | 1 | 0 | 2 | 0 | 0 | 0 | 0 | 0 |
| 0 | 0 | 0 | 0 | 0 | 0 | 4 | 0 | 0 | 0 | 0 | 0 |
| 223 | 13 | 3 | 0 | 20 | 0 | 242 | 8 | 12 | 0 | 2 | 0 |

I ZAVODA ZA ZAPOSŁJAVANJE
 IJESECU MARTU 2017. GODINE
 EAM BROKERAGE IN MARCH 2017

G 19



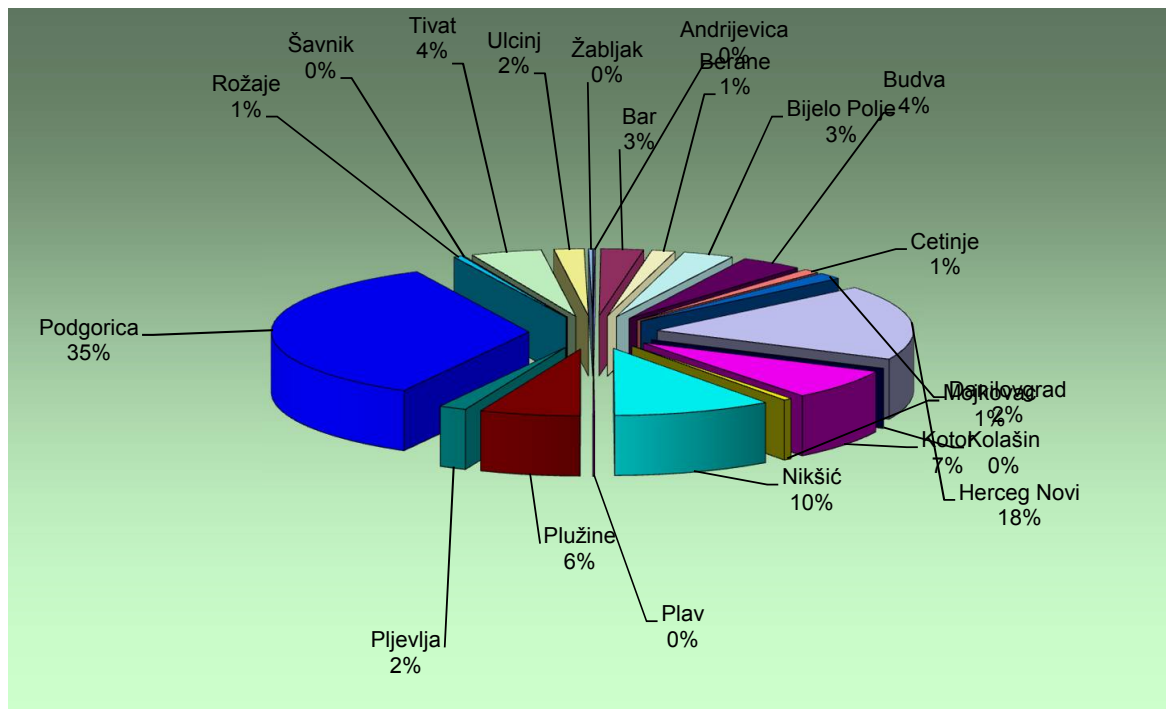
| Redni broj ---- Row number | Opština ---- Municipality | Ukupan broj novozaposlenih lica (podaci Fonda PIO) - Total number of newly employed (fund PIO data) | Broj lica zaposlenih posredstvom ZZCG - Number of employed through EAM brokerage | Pripravnici Trainees | Stepen stručne spreme | | | |
|----------------------------------|---------------------------------------|---|--|-------------------------|-----------------------|--------------|--------------|----------------------|
| | | | | | I | II | III | |
| | | | | | Ukupno Total | Ukupno Total | Ukupno Total | Pripravnici Trainees |
| 1. | Andrijevica | | 2 | 0 | 0 | 0 | 0 | 0 |
| 2. | Bar | | 51 | 1 | 9 | 1 | 4 | 0 |
| 3. | Berane | | 28 | 4 | 5 | 1 | 2 | 0 |
| 4. | Bijelo Polje | | 61 | 1 | 1 | 1 | 9 | 0 |
| 5. | Budva | | 75 | 0 | 3 | 7 | 19 | 0 |
| 6. | Cetinje | | 20 | 1 | 4 | 0 | 2 | 0 |
| 7. | Danilovgrad | | 30 | 0 | 5 | 0 | 7 | 0 |
| 8. | Herceg Novi | | 345 | 2 | 37 | 69 | 78 | 0 |
| 9. | Kolašin | | 0 | 0 | 0 | 0 | 0 | 0 |
| 10. | Kotor | | 141 | 1 | 16 | 10 | 29 | 0 |
| 11. | Mojkovac | | 10 | 0 | 0 | 0 | 0 | 0 |
| 12. | Nikšić | | 190 | 0 | 16 | 2 | 72 | 0 |
| 13. | Plav | | 2 | 0 | 0 | 0 | 1 | 0 |
| 14. | Plužine | | 120 | 0 | 4 | 1 | 45 | 0 |
| 15. | Pljevlja | | 33 | 2 | 3 | 0 | 7 | 0 |
| 16. | Podgorica | | 664 | 22 | 58 | 4 | 72 | 0 |
| 17. | Rožaje | | 10 | 0 | 2 | 1 | 4 | 0 |
| 18. | Šavnik | | 1 | 0 | 0 | 0 | 0 | 0 |
| 19. | Tivat | | 85 | 7 | 5 | 1 | 14 | 0 |
| 20. | Ulcinj | | 36 | 1 | 11 | 1 | 4 | 0 |
| 21. | Žabljak | | 5 | 1 | 0 | 0 | 0 | 0 |
| | Ukupno ---- Total | 0 | 1909 | 43 | 179 | 99 | 369 | 0 |

| Educational level | | | | | | | | | | | |
|-------------------|---------------------|--------------|---------------------|--------------|---------------------|--------------|---------------------|--------------|---------------------|--------------|---------------------|
| IV | | V | | VI | | VII-1 | | VII-2 | | VIII | |
| Ukupno Total | Prilavnicl Trainees | Ukupno Total | Prilavnicl Trainees | Ukupno Total | Prilavnicl Trainees | Ukupno Total | Prilavnicl Trainees | Ukupno Total | Prilavnicl Trainees | Ukupno Total | Prilavnicl Trainees |
| 0 | 0 | 0 | 0 | 0 | 0 | 2 | 0 | 0 | 0 | 0 | 0 |
| 23 | 0 | 0 | 0 | 1 | 0 | 12 | 1 | 1 | 0 | 0 | 0 |
| 10 | 4 | 0 | 0 | 0 | 0 | 9 | 0 | 1 | 0 | 0 | 0 |
| 28 | 1 | 2 | 0 | 0 | 0 | 18 | 0 | 2 | 0 | 0 | 0 |
| 26 | 0 | 1 | 0 | 3 | 0 | 14 | 0 | 1 | 0 | 1 | 0 |
| 6 | 1 | 0 | 0 | 1 | 0 | 7 | 0 | 0 | 0 | 0 | 0 |
| 12 | 0 | 0 | 0 | 0 | 0 | 6 | 0 | 0 | 0 | 0 | 0 |
| 68 | 2 | 1 | 0 | 9 | 0 | 73 | 0 | 5 | 0 | 5 | 0 |
| 0 | 0 | 0 | 0 | 0 | 0 | 0 | 0 | 0 | 0 | 0 | 0 |
| 50 | 0 | 0 | 0 | 0 | 0 | 35 | 1 | 1 | 0 | 0 | 0 |
| 5 | 0 | 0 | 0 | 0 | 0 | 5 | 0 | 0 | 0 | 0 | 0 |
| 70 | 0 | 0 | 0 | 4 | 0 | 23 | 0 | 3 | 0 | 0 | 0 |
| 0 | 0 | 0 | 0 | 0 | 0 | 1 | 0 | 0 | 0 | 0 | 0 |
| 42 | 0 | 4 | 0 | 2 | 0 | 20 | 0 | 2 | 0 | 0 | 0 |
| 10 | 2 | 0 | 0 | 0 | 0 | 13 | 0 | 0 | 0 | 0 | 0 |
| 234 | 16 | 1 | 0 | 13 | 0 | 268 | 6 | 14 | 0 | 0 | 0 |
| 1 | 0 | 0 | 0 | 0 | 0 | 2 | 0 | 0 | 0 | 0 | 0 |
| 0 | 0 | 0 | 0 | 0 | 0 | 1 | 0 | 0 | 0 | 0 | 0 |
| 20 | 0 | 0 | 0 | 1 | 0 | 44 | 7 | 0 | 0 | 0 | 0 |
| 7 | 0 | 1 | 0 | 1 | 0 | 11 | 1 | 0 | 0 | 0 | 0 |
| 1 | 1 | 0 | 0 | 0 | 0 | 4 | 0 | 0 | 0 | 0 | 0 |
| 613 | 27 | 10 | 0 | 35 | 0 | 568 | 16 | 30 | 0 | 6 | 0 |

BROJ ZAPOSLENIH LICA POSREDSTVOM ZAVODA ZA ZAPOSŁJAVANJE
U PERIODU JANUAR-MART 2017. GODINE

G 19-1

NUMBER OF PERSONS EMPLOYED THROUGH EAM BROKERAGE IN THE PERIOD JANUARY - MARCH 2017



T 13

PREGLED ZASNIVANJA RADNOG ODNOSA POSREDSTVOM ZZZCG PO DJELATNOSTIMA I STRUČNOJ SPREMI U MARTU 2017. GODINE

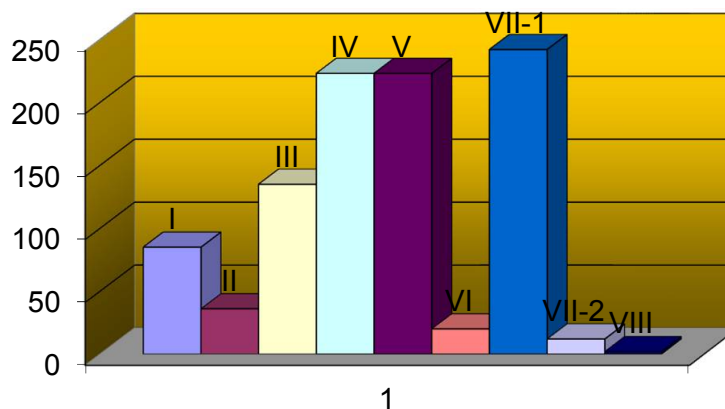
EMPLOYED THROUGH EAM BROKERAGE BY ACTIVITY AND EDUCATIONAL LEVEL IN MARCH 2017

| Djelatnost | UKUPNO TOTAL | Pripravnici Trainees | Stepen stručne spreme | | | | | | | |
|---|-----------------|-------------------------|-----------------------|-------------------------|-----------------|-------------------------|-----------------|-------------------------|-----------------|-------------------------|
| | | | I | | II | | III | | IV | |
| | | | Ukupno Total | Pripravnici Trainees | Ukupno Total | Pripravnici Trainees | Ukupno Total | Pripravnici Trainees | Ukupno Total | Pripravnici Trainees |
| A Poljoprivreda, lov i ribarstvo | 2 | 0 | 0 | 0 | 0 | 0 | 2 | 0 | | |
| B Rudarstvo | 13 | 0 | 6 | 0 | 5 | 0 | 0 | 0 | | |
| C Prerađivačka industrija | 39 | 0 | 2 | 3 | 14 | 0 | 13 | 0 | | |
| D Snadbijevanje električnom energijom, parom i klimatizacijom | 3 | 2 | 1 | 0 | 0 | 0 | 2 | 2 | | |
| E Snadbijevanje vodom; upravljanje otpadnim vodama, kontrolisanje procesa uklanjanja otpada i sl. | 42 | 4 | 16 | 0 | 6 | 0 | 15 | 4 | | |
| F Građevinarstvo | 66 | 0 | 15 | 6 | 14 | 0 | 13 | 0 | | |
| G Trgovina na veliko i trgovina na malo; opravka motornih vozila, motocikala i predmeta za ličnu upotrebu i domaćinstvo | 111 | 0 | 6 | 3 | 23 | 0 | 53 | 0 | | |
| H Saobraćaj i skladištenje | 31 | 2 | 3 | 1 | 5 | 0 | 11 | 2 | | |
| I Usluge smještaja i ishrane | 75 | 0 | 7 | 12 | 25 | 0 | 25 | 0 | | |
| J Informisanje i komunikacije | 8 | 0 | 0 | 0 | 0 | 0 | 3 | 0 | | |
| K Finansijske djelatnosti i djelatnosti osiguranja | 21 | 0 | 0 | 0 | 0 | 0 | 0 | 0 | | |
| L Poslovanje nekretninama | 15 | 0 | 1 | 0 | 4 | 0 | 1 | 0 | | |
| M Stručne, naučne, inovacione i tehničke djelatnosti | 43 | 1 | 8 | 2 | 7 | 0 | 7 | 0 | | |
| N Administrativne i pomoćne uslužne djelatnosti | 79 | 0 | 8 | 2 | 16 | 0 | 30 | 0 | | |
| O Državna uprava i odbrana; obavezno socijalno osiguranje | 38 | 10 | 0 | 0 | 0 | 0 | 8 | 4 | | |
| P Obrazovanje | 91 | 0 | 2 | 0 | 2 | 0 | 19 | 0 | | |
| Q Zdravstvena i socijalna zaštita | 29 | 1 | 1 | 5 | 8 | 0 | 6 | 1 | | |
| R Umjetnost, zabava i rekreacija | 19 | 0 | 0 | 1 | 1 | 0 | 6 | 0 | | |
| S Ostale uslužne djelatnosti | 33 | 1 | 9 | 1 | 5 | 0 | 9 | 0 | | |
| T Djelatnost domaćinstva kao poslodavca, koja proizvode dobra i usluge za sopstvene potrebe | 0 | 0 | 0 | 0 | 0 | 0 | 0 | 0 | | |
| U Djelatnost eksteritorijalnih i tijela | 0 | 0 | 0 | 0 | 0 | 0 | 0 | 0 | | |
| UKUPNO | 758 | 21 | 85 | 36 | 135 | 0 | 223 | 13 | | |

G 20

STRUKTURA ZASNIVANJA RADNOG ODNOSA POSREDSTVOM ZZZCG PO STEPENU STRUČNE SPREME U MJESECU MARTU 2017. GODINE

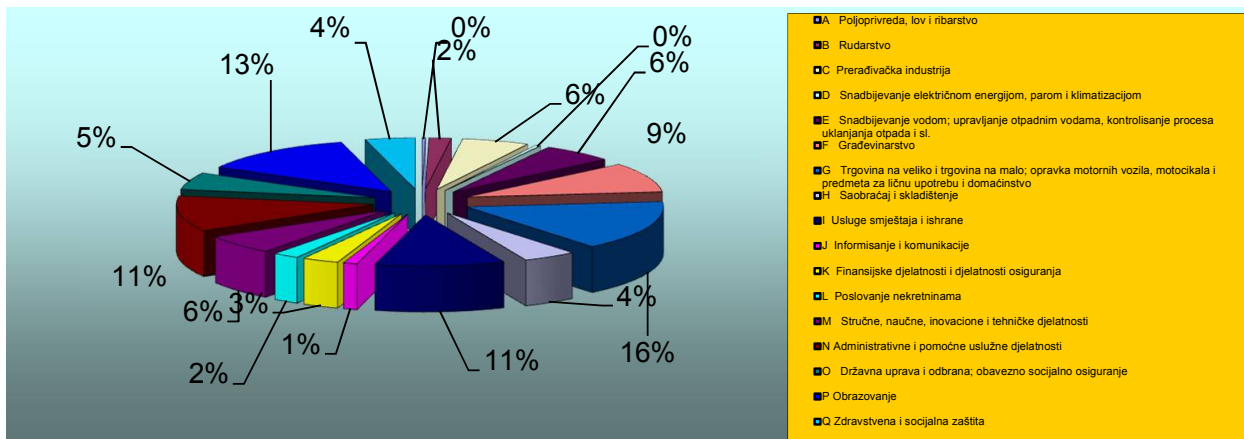
STRUCTURE OF EMPLOYED THROUGH EAM BROKERAGE BY EDUCATIONAL LEVEL IN MARCH 2017



| Educational level | | | | | | | | | | Sector of economic activity |
|-------------------|----------------------|--------------|----------------------|--------------|----------------------|--------------|----------------------|--------------|----------------------|--|
| V | | VI | | VII-1 | | VII-2 | | VIII | | |
| Ukupno Total | Pripravnici Trainees | Ukupno Total | Pripravnici Trainees | Ukupno Total | Pripravnici Trainees | Ukupno Total | Pripravnici Trainees | Ukupno Total | Pripravnici Trainees | |
| 0 | 0 | 0 | 0 | 0 | 0 | 0 | 0 | 0 | 0 | A Agriculture, hunting and fishing |
| 0 | 0 | 0 | 0 | 2 | 0 | 0 | 0 | 0 | 0 | B Mining |
| 0 | 0 | 1 | 0 | 6 | 0 | 0 | 0 | 0 | 0 | C Processing industry |
| 0 | 0 | 0 | 0 | 0 | 0 | 0 | 0 | 0 | 0 | D Electricity supply, steam supply and air conditioning |
| 1 | 0 | 0 | 0 | 4 | 0 | 0 | 0 | 0 | 0 | E Water supply, waste water management, waste disposal control etc. |
| 0 | 0 | 4 | 0 | 14 | 0 | 0 | 0 | 0 | 0 | F Construction |
| 1 | 0 | 1 | 0 | 24 | 0 | 0 | 0 | 0 | 0 | G Wholesale and retail trade; repair of motor vehicles, motorcycles and personal and household items |
| 0 | 0 | 0 | 0 | 11 | 0 | 0 | 0 | 0 | 0 | H Transportation and storage |
| 1 | 0 | 1 | 0 | 4 | 0 | 0 | 0 | 0 | 0 | I Accommodation and catering services |
| 0 | 0 | 0 | 0 | 3 | 0 | 1 | 0 | 1 | 0 | J Information and communication |
| 0 | 0 | 2 | 0 | 18 | 0 | 1 | 0 | 0 | 0 | K Financial and insurance activities |
| 0 | 0 | 0 | 0 | 8 | 0 | 0 | 0 | 1 | 0 | L Real estate business |
| 0 | 0 | 1 | 0 | 17 | 1 | 1 | 0 | 0 | 0 | M Professional, scientific, innovative and technical activities |
| 0 | 0 | 1 | 0 | 20 | 0 | 2 | 0 | 0 | 0 | N Administrative and auxiliary service activities |
| 0 | 0 | 0 | 0 | 28 | 6 | 2 | 0 | 0 | 0 | O State administration and defense; mandatory social insurance |
| 0 | 0 | 8 | 0 | 56 | 0 | 4 | 0 | 0 | 0 | |
| 0 | 0 | 0 | 0 | 9 | 0 | 0 | 0 | 0 | 0 | Q Health care and social care |
| 0 | 0 | 0 | 0 | 10 | 0 | 1 | 0 | 0 | 0 | R Art, leisure and recreation |
| 0 | 0 | 1 | 0 | 8 | 1 | 0 | 0 | 0 | 0 | S Other service activities |
| 0 | 0 | 0 | 0 | 0 | 0 | 0 | 0 | 0 | 0 | T Activity of household-based employers, producing goods and services for own use |
| 0 | 0 | 0 | 0 | 0 | 0 | 0 | 0 | 0 | 0 | |
| 3 | 0 | 20 | 0 | 242 | 8 | 12 | 0 | 2 | 0 | Total |

STRUKTURA ZASNIVANJA RADNOG ODNOSA POSREDSTVOM ZZZCG PO DJELATNOSTIMA U MJESECU MARTU 2017 GODINE **G 21**

STRUCTURE OF NEWLY EMPLOYED THROUGH EAM BROKERAGE BY ACTIVITY IN MARCH 2017



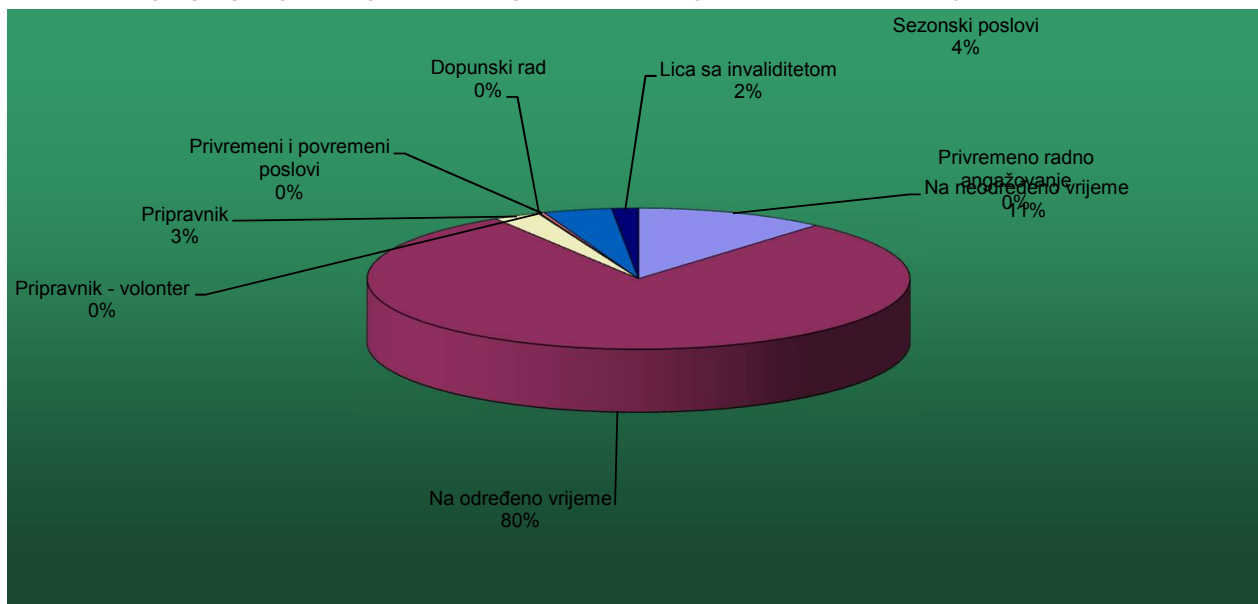
T 14

PREGLJED ZASNIVANJA RADNOG ODNOSA PREMA VRSTI RADNOG ODNOSA - ANGAŽOVANJA I NAČINU ZAPOŠLJAVANJA U MARTU 2017. GODINE EMPLOYED PERSONS BY EMPLOYMENT-RECRUITMENT TYPE IN MARCH 2017

| Vrsta radnog odnosa - angažovanja | UKUPNO TOTAL | Način zapošljavanja Type of recruitment | | | Type of employment-recruitment |
|-----------------------------------|-----------------|--|--|-----------------|--------------------------------|
| | | Iz radnog odnosa Labour based | Sa evidencije nezaposlenih lica From the register of unemployed | Ostalo Other | |
| Na neodređeno vrijeme | 86 | 4 | 68 | 14 | Indefinite term |
| Na određeno vrijeme | 605 | 2 | 461 | 142 | Fixed term |
| Pripravnik | 21 | 0 | 18 | 3 | Trainee |
| Pripravnik - volonter | 0 | 0 | 0 | 0 | Trainee volunteer |
| Dopunski rad | 1 | 0 | 0 | 1 | Additional work |
| Privremeni i povremeni poslovi | 2 | 0 | 2 | 0 | Temporary and occasional jobs |
| Sezonski poslovi | 31 | 0 | 25 | 6 | Seasonal jobs |
| Privremeno radno angažovanje | 0 | 0 | 0 | 0 | Temporary work |
| Lica sa invaliditetom | 12 | 0 | 12 | 0 | Persons with disability |
| UKUPNO | 758 | 6 | 586 | 166 | TOTAL |

G 22

STRUKTURA ZASNIVANJA RADNOG ODNOSA PREMA VRSTI RADNOG ODNOSA U MJESECU MARTU 2017. GODINE STRUCTURE OF EMPLOYMENT/RECRUITMENT BY EMPLOYMENT TYPE IN MARCH 2017



THE MOST DEMANDED OCCUPATIONS BY REGISTERED NEEDS IN MARCH 2017

| Šifra zanimanja | Zanimanje | Broj traženih radnika |
|-----------------|---|-----------------------|
| 109900 | Lica bez zanimanja i stručne spreme (bez škole) | 761 |
| 109908 | Lica bez zanimanja i stručne spreme (Završena osnovna škola) | 205 |
| 206522 | Sobarica | 187 |
| 206513 | Servir | 96 |
| 104502 | Čistac prostorija | 76 |
| 306513 | Kelner | 72 |
| 306517 | Točilac pića | 69 |
| 306400 | Prodavac | 62 |
| 306515 | Kuvar jednostavnih jela | 60 |
| 206500 | Pomoćni ugostitelj | 56 |
| 406513 | Konobar | 49 |
| 716800 | Diplomirani pravnik | 39 |
| 406515 | Kuvar | 37 |
| 206515 | Pomoćni kuvar | 35 |
| 407201 | Tehničar zaštite imovine | 33 |
| 406523 | Recepcionar | 33 |
| 403101 | Hemijski tehničar | 30 |
| 716710 | Diplomirani ekonomista | 29 |
| 409082 | Fizioterapeutska sestra/tehničar | 29 |
| 305203 | Tesar | 28 |
| 305201 | Armirač | 25 |
| 406700 | Ekonomski tehničar | 20 |
| 719000 | Doktor medicine | 18 |
| 716700 | Diplomirani ekonomista za opštu ekonomiju, bankarstvo i finansije | 17 |
| 106501 | Ugostiteljsko - turistički manipulant | 17 |
| 409000 | Medicinski tehničar | 16 |
| 406500 | Turistički i ugostiteljski tehničar | 16 |
| 204504 | Perač rublja | 16 |
| 105201 | Građevinski manipulant | 16 |
| 715200 | Diplomirani inženjer građevinarstva | 15 |
| 305604 | Vozač teretnjaka | 15 |
| 712400 | Diplomirani inženjer elektrotehnike za energetiku | 14 |
| 402200 | Mašinski tehničar - tehnolog održavanja mašina | 14 |
| 205200 | Pomoćni građevinski radnik | 14 |
| 809900 | Doktor nauka | 13 |
| 305600 | Vozač drumskog vozila | 13 |
| 301813 | Bravar | 13 |
| 408201 | Maturant gimnazije | 12 |
| 406400 | Trgovački tehničar | 12 |
| 719001 | Ljekar opšte medicine | 11 |
| 717601 | Profesor matematike | 11 |
| 716794 | Bachelor - ekonomije | 10 |
| 617501 | Vaspitač predškolske djece | 10 |
| 506515 | Kuvar - specijalista | 10 |
| 405600 | Tehničar drumskog saobraćaja | 10 |
| 306516 | Poslastičar jednostavnih poslastica | 10 |

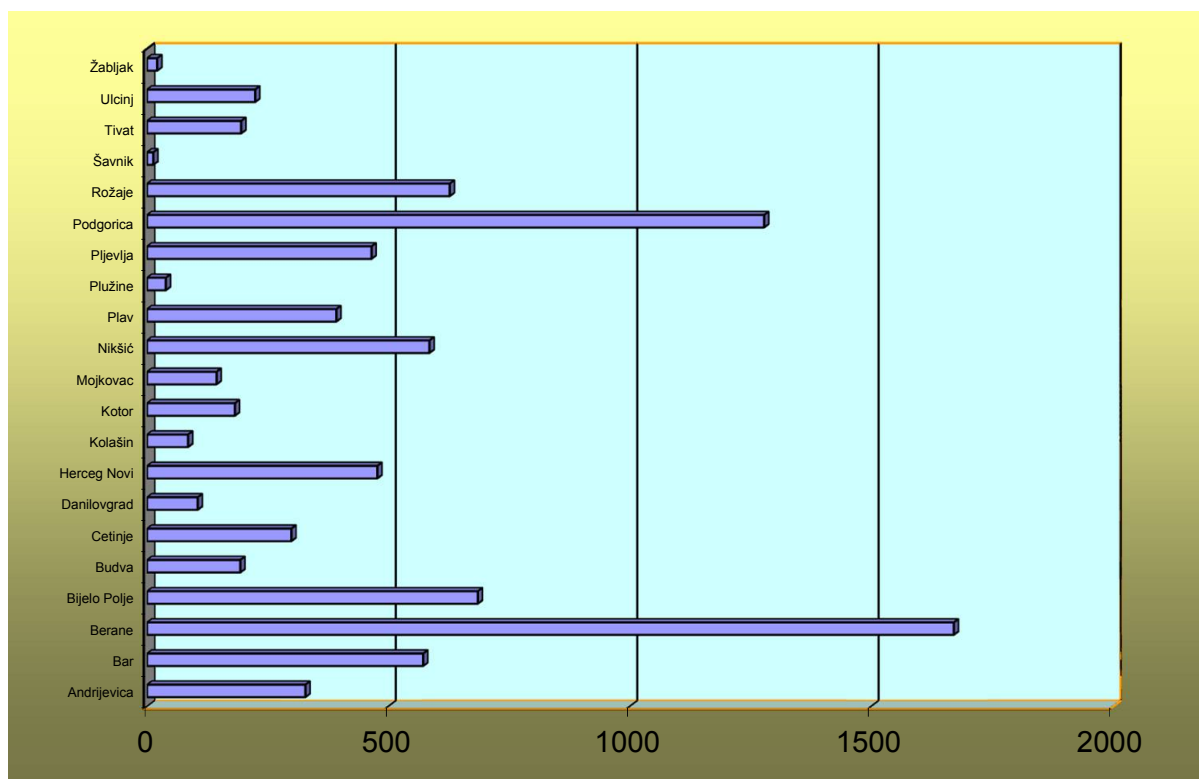
T 16

PREGLED BROJA ISPLATA NOVČANE NAKNADE I IZNOS ISPLAĆENIH SREDSTAVA PREMA OPŠTINAMA, STRUČNOJ SPREMI I POLU U MJESECU MARTU 2017. GODINE NUMBER OF UNEMPLOYMENT BENEFITS PAID OFF AND AMOUNT OF PAID FUNDS BY MUNICIPALITIES, EDUCATIONAL LEVEL AND GENDER IN MARCH 2017

| Redni broj --- Row number | Opština --- Municipality | Iznos sredstava Amount | Broj isplata Number of claimants | Žene Women | Stepen stručne spreme | | | | | |
|---------------------------------|--------------------------------------|---------------------------|-------------------------------------|---------------|------------------------|----------------------|------------------------|----------------------|------------------------|----------------------|
| | | | | | I | | II | | III | |
| | | | | | Ukupno --- Total | Žene --- Women | Ukupno --- Total | Žene --- Women | Ukupno --- Total | Žene --- Women |
| 1. | Andrijevica | 41022.15 | 328 | 141 | 164 | 88 | 10 | 2 | 68 | 15 |
| 2. | Bar | 58687.80 | 572 | 263 | 140 | 61 | 32 | 14 | 167 | 62 |
| 3. | Berane | 180378.16 | 1671 | 807 | 702 | 394 | 73 | 35 | 383 | 137 |
| 4. | Bijelo Polje | 71711.09 | 685 | 248 | 206 | 76 | 59 | 23 | 226 | 62 |
| 5. | Budva | 20627.27 | 193 | 121 | 35 | 19 | 11 | 7 | 47 | 30 |
| 6. | Cetinje | 32731.80 | 299 | 113 | 122 | 38 | 15 | 6 | 53 | 11 |
| 7. | Danilovgrad | 14618.37 | 105 | 38 | 25 | 8 | 6 | 2 | 38 | 10 |
| 8. | Herceg Novi | 47872.05 | 477 | 200 | 48 | 19 | 54 | 15 | 173 | 48 |
| 9. | Kolašin | 10016.00 | 85 | 23 | 25 | 3 | 5 | 4 | 21 | 7 |
| 10. | Kotor | 19748.57 | 182 | 61 | 18 | 5 | 15 | 5 | 67 | 18 |
| 11. | Mojkovac | 15121.92 | 144 | 53 | 36 | 14 | 10 | 5 | 68 | 19 |
| 12. | Nikšić | 66460.20 | 585 | 281 | 94 | 35 | 41 | 16 | 191 | 75 |
| 13. | Plav | 42980.98 | 392 | 192 | 236 | 143 | 6 | 0 | 69 | 17 |
| 14. | Plužine | 4221.27 | 39 | 17 | 5 | 0 | 0 | 0 | 21 | 11 |
| 15. | Pljevlja | 45755.54 | 465 | 260 | 161 | 91 | 35 | 16 | 107 | 54 |
| 16. | Podgorica | 138276.81 | 1278 | 465 | 257 | 68 | 139 | 58 | 317 | 80 |
| 17. | Rožaje | 69890.04 | 627 | 335 | 382 | 249 | 20 | 2 | 129 | 41 |
| 18. | Šavnik | 1469.65 | 13 | 1 | 0 | 0 | 2 | 0 | 6 | 0 |
| 19. | Tivat | 20863.32 | 195 | 77 | 18 | 8 | 10 | 4 | 65 | 16 |
| 20. | Ulcinj | 26143.36 | 224 | 64 | 60 | 9 | 25 | 8 | 74 | 18 |
| 21. | Žabljak | 2134.78 | 21 | 9 | 4 | 1 | 1 | 1 | 3 | 1 |
| | Ukupno --- Total | 930731.13 | 8580 | 3769 | 2738 | 1329 | 569 | 223 | 2293 | 732 |

G 23

STRUKTURA BROJA ISPLATA NOVČANE NAKNADE U MJESECU MARTU 2017. GODINE STRUCTURE OF NUMBER OF UNEMPLOYMENT BENEFITS PAID OFF IN MARCH 2017



| Educational level | | | | | | | | | | | |
|------------------------|----------------------|------------------------|----------------------|------------------------|----------------------|------------------------|----------------------|------------------------|----------------------|------------------------|----------------------|
| IV | | V | | VI | | VII-1 | | VII-2 | | VIII | |
| Ukupno --- Total | Žene --- Women | Ukupno --- Total | Žene --- Women | Ukupno --- Total | Žene --- Women | Ukupno --- Total | Žene --- Women | Ukupno --- Total | Žene --- Women | Ukupno --- Total | Žene --- Women |
| 81 | 35 | 0 | 0 | 1 | 0 | 4 | 1 | 0 | 0 | 0 | 0 |
| 165 | 89 | 11 | 0 | 20 | 10 | 35 | 26 | 2 | 1 | 0 | 0 |
| 444 | 210 | 1 | 0 | 25 | 9 | 43 | 22 | 0 | 0 | 0 | 0 |
| 156 | 76 | 7 | 0 | 10 | 2 | 21 | 9 | 0 | 0 | 0 | 0 |
| 67 | 48 | 4 | 2 | 4 | 1 | 22 | 13 | 3 | 1 | 0 | 0 |
| 92 | 50 | 0 | 0 | 5 | 0 | 11 | 7 | 1 | 1 | 0 | 0 |
| 25 | 15 | 3 | 0 | 0 | 0 | 8 | 3 | 0 | 0 | 0 | 0 |
| 122 | 77 | 10 | 0 | 21 | 14 | 42 | 23 | 7 | 4 | 0 | 0 |
| 26 | 6 | 1 | 0 | 2 | 0 | 5 | 3 | 0 | 0 | 0 | 0 |
| 50 | 21 | 1 | 0 | 17 | 6 | 12 | 6 | 2 | 0 | 0 | 0 |
| 27 | 13 | 0 | 0 | 1 | 0 | 2 | 2 | 0 | 0 | 0 | 0 |
| 187 | 113 | 5 | 0 | 11 | 3 | 53 | 38 | 3 | 1 | 0 | 0 |
| 68 | 27 | 4 | 0 | 3 | 1 | 5 | 3 | 1 | 1 | 0 | 0 |
| 9 | 4 | 0 | 0 | 0 | 0 | 4 | 2 | 0 | 0 | 0 | 0 |
| 135 | 89 | 2 | 0 | 6 | 2 | 19 | 8 | 0 | 0 | 0 | 0 |
| 386 | 179 | 38 | 2 | 20 | 12 | 120 | 65 | 1 | 1 | 0 | 0 |
| 67 | 28 | 1 | 0 | 8 | 4 | 19 | 10 | 1 | 1 | 0 | 0 |
| 4 | 1 | 0 | 0 | 0 | 0 | 1 | 0 | 0 | 0 | 0 | 0 |
| 56 | 31 | 20 | 1 | 8 | 3 | 18 | 14 | 0 | 0 | 0 | 0 |
| 39 | 18 | 8 | 0 | 4 | 2 | 14 | 9 | 0 | 0 | 0 | 0 |
| 9 | 3 | 1 | 0 | 0 | 0 | 3 | 3 | 0 | 0 | 0 | 0 |
| 2215 | 1133 | 117 | 5 | 166 | 69 | 461 | 267 | 21 | 11 | 0 | 0 |

STRUKTURA BROJA ISPLATA NOVČANE NAKNADE PO STEPENU STRUČNE SPREME
U MJESECU MARTU 2017. GODINE

STRUCTURE OF NUMBER OF UNEMPLOYMENT BENEFITS PAID OFF BY EDUCATIONAL LEVEL IN MARCH 2017

G 24

